

Fully four-coordinated bis-phenanthroline Copper-complex couple as efficient redox mediators for dye solar cells

Mirko Magni,^{†,} Roberto Giannuzzi,[‡] Alessia Colombo,^{†*} Maria Pia Cipolla,[‡] Claudia Dragonetti,[†] Stefano Caramori,[‡] Stefano Carli,[‡] Roberto Grisorio,[‡] Gian Paolo Suranna,[‡] Carlo Alberto Bignozzi,[‡] Dominique Roberto,[†] and Michele Manca^{‡,*}*

[†] Dip. di Chimica, Università di Milano, UDR dell'INSTM, Via Golgi, Milano, Italy.

[‡] CBN-Fondazione Istituto Italiano di Tecnologia, Via Barsanti, Arnesano (Lecce), Italy.

[‡] Dip. Scienze Chimiche e Farmaceutiche, Università di Ferrara, Via F. di Mortara, Ferrara, Italy.

[‡] Dip. di Ingegneria Civile, Ambientale, del Territorio, Edile e di Chimica, Politecnico di Bari, via Orabona, Bari and CNR-NANOTEC c/o Campus Ecotekne, via Monteroni, Lecce, Italy.

*Corresponding authors e-mail: mirko.magni@unimi.it; alessia.colombo@unimi.it; michele.manca@iit.it

ABSTRACT. A fully four-coordinated redox couple, made by [Cu(2-mesityl-4,7-dimethyl-1,10-phenanthroline)₂][PF₆], **1**, and its Cu(II) form [Cu(2-mesityl-4,7-dimethyl-1,10-phenanthroline)₂][PF₆]₂, **2**, has been synthesized and its electrochemical and photochemical features have been investigated and placed in comparison with those of a previously published Cu²⁺/Cu⁺ redox shuttle, namely [Cu(2,9-dimethyl-1,10-phenanthroline)₂][PF₆], **3**, and its chlorine-coordinated oxidized form [Cu(2,9-dimethyl-1,10-phenanthroline)₂Cl][PF₆], **4**,

benchmark ~~within~~ Cu-based redox mediators for iodine-free dye solar cells, DSCs. The detrimental effect of the fifth Cl⁻ ancillary ligand on the charge transfer kinetics of the redox shuttles has been exhaustively demonstrated. Both ~~Cu-based electrolytes~~ have been finally tested in DSCs in combination with a π -extended benzothiadiazole dye. ~~The~~ bis-phenanthroline Cu-complexes, **1** and **2**, have been found to provide an overall 4.4% solar energy conversion efficiency, which results 2.3 ~~times higher~~, with respect to the benchmark couple employing a Cl-coordinated oxidized species and even comparable with the performances of a I⁻/I₃⁻ electrolyte of analogous ~~concentration~~. A fast counter-electrode reaction, due to the excellent electrochemical reversibility of **2**, and a high electron collection efficiency, allowed through the efficient dye regeneration kinetics exerted by **1**, represent two major prerogatives of these copper-based mediators providing design rules for the development of a next generation of copper-based efficient iodine-free redox shuttles.

Eliminato: of

Eliminato: two

Eliminato: Our

Eliminato: higher

Eliminato: omposition

KEYWORDS: copper complexes, electron mediators, dye-sensitized solar cells, charge transfer kinetics, iodine-free electrolytes

Introduction

Electrolytes in liquid dye solar cells (DSCs) function as the medium to transfer electrons from the counter electrode to the oxidized dye chemisorbed on the photoanode, allowing cyclability of the device operation. Shuttling between the two electrodes is made by the redox mediators, constituting an electroactive redox couple. Solubility and ionic mobility of the electron shuttles in organic medium, driving force for the dye regeneration, and fast

electron transfer kinetics with a minimal overpotential at the counter electrode are crucial for an effective redox electrolyte. Furthermore, the formulation of electrolytes significantly impacts both the efficiency and stability of DSCs.

Since the milestone paper of O'Regan and Graetzel,¹ the sensitizer structure and the photoanode material have been the subject of considerable efforts aimed at increasing power conversion efficiencies.²⁻⁶ On the contrary for more than ten years the role of redox mediators is passed largely into the background, since the iodide–triiodide (I^-/I_3^-) couple had been recognized as the most universal redox shuttle because of its satisfactory kinetic properties (such as fast oxidation of I^- and slow reduction of I_3^- at the photoanode/electrolyte interface), excellent infiltration, relative high stability, low cost and easy preparation. Despite this, several shortcomings exist for the I_3^-/I^- electrolyte. Disadvantages such as the absorption of visible light ($\lambda_{max}= 430$ nm), corrosiveness, and mediator/dye mismatched half-wave potentials resulting in an upper limit on open circuit potential, V_{oc} , of *ca.* 0.9 V, significantly restrict further development of DSCs using this electrolyte system.⁷⁻⁹

As a result, the search for alternative efficient electron shuttles is of crucial importance and it is attracting more and more attention, being identified as the potential turning point toward fabrication of high performing DSCs.¹⁰ In this frame, several alternative electrolytes have been investigated,⁸ including first-row transition metal complexes¹¹ due to both the high ductility of their electrochemical features by changing ligands and/or central atom, and the relatively low cost of the earth-abundant metals such as Ni,¹² Fe,¹³ Co^{9,14-17} and Cu.¹⁸⁻²¹

In 2011, the $Co^{(II/III)}$ tris(bipyridyl) redox couple contributed to a remarkable photon-to-current conversion efficiency, PCE, of 12.3% for liquid DSCs with a V_{oc} greater than 0.9

Eliminato: to assure efficient dye regeneration and charge collection, and sufficiently fast reduction of I_3^- at the electrolyte/counter electrode interface to guarantee high carrier collection

V,¹⁶ neatly improving the stagnant 11% efficiencies obtained by best I₃⁻/I⁻ electrolyte-based DSCs.²² Since then, several related studies of Co(II/III) complex electrolytes have been performed, extending research to a great variety of engineered chelates including also tridentate, pentadentate, and exadentate pyridyl ligands.²³⁻²⁵ Finally, very recently, the threshold value of 14% has been exceeded.¹⁴ To date cobalt tris(diimine) redox couples undisputed hold leadership of iodide-free electrolytes for liquid DSCs,²⁶ even if their relatively low diffusion coefficients, fast photo-excited electron recapture at photoanode interface along with long-term stability concerns make cobalt complex couples a still open field of research.²⁷

Eliminato: a

In this challenging study of novel electron shuttles, copper complexes could be intriguing alternatives. Copper is intrinsically less toxic than cobalt, and its complexes are generally characterized by different preferred geometries depending on the oxidation state of the metal (*i.e.* typically Cu(I), with a d^{10} configuration, or Cu(II), d^9) resulting in electron transfer (ET) processes with high internal reorganization energies. This last feature, if properly tuned, makes copper complexes particularly appealing because they can meet the contrasting kinetic criteria, the so-called kinetic dichotomy, requiring both fast dye (and mediator) regeneration and slow charge recombination at the photoanode interface, by judicious tuning of their electron transfer rate and redox potential through ligand tailoring.^{7,28}

To the best of our knowledge, notwithstanding the paramount role covered by copper in biological ET processes with “blue copper proteins”,²⁹ only a few recent papers have reported the implementation of properly designed copper complexes as electron mediators¹⁸⁻²⁰ and solid hole conductor²¹ in DSCs. Yet, sterically hindered ligands endow

Eliminato: works

these coordination compounds with suitable oxidation potentials³⁰ and self-exchange ET rates¹⁸ compatible with their use as redox shuttles in DSCs.

The very modest PCEs obtained in the pioneering work of Yanagida *et al.* with blue copper model complexes,¹⁸ were neatly improved in 2011 by Wang and co-workers who formulated a Cu(II)/Cu(I)-based EL for DSCs, employing [Cu(2,9-dimethyl-1,10-phenanthroline)₂]⁺ complex and its chlorine-coordinated oxidized form [Cu(2,9-dimethyl-1,10-phenanthroline)₂Cl]⁺, able to reach remarkable power conversion efficiency.¹⁹ It is to be noted that in the latter complex an ancillary ligand (*i.e.* Cl⁻) was mandatorily introduced to stabilize the Cu(II) complex allowing its isolation and storage (otherwise impossible due to a fast, interconversion into its cuprous counterpart) but, surprisingly, the electrochemical implication of such ligand had never been reported yet.

Since ~~then, the already scarce~~ literature has exclusively focused on the aforementioned prototype couple based on the 2,9-dimethyl-1,10-phenanthroline ligand, omitting any other possible derivatives of the condensed core. Hence, a long-term study has been devoted to rationalize how modifications of bis-phenanthroline copper complexes and/or additive addition can influence DSC efficiencies filled with copper-based electrolytes.

In our previous report we demonstrated that [Cu(2-mesityl-4,7-dimethyl-1,10-phenanthroline)₂][PF₆], **1**, (Chart 1) together with its Cu(II) form, which was obtained through the addition of NOBF₄ to the electrolyte solution, can act as suitable redox mediator, their performance depending on the nature of the dye.²⁰

In this work, having the aim of achieving a fine control of the electrolytes composition as well as of more deeply investigating the relationship between the charge transfer features of each of their component and the overall cell efficiency, we focused on the synthesis of

Eliminato: a

Eliminato: to the best of our knowledge,

Eliminato: s

the tetra-coordinated Cu(II) complex [Cu(2-mesityl-4,7-dimethyl-1,10-phenanthroline)]²⁺ (see compound **2** in Chart 1) which had never been previously isolated so far.

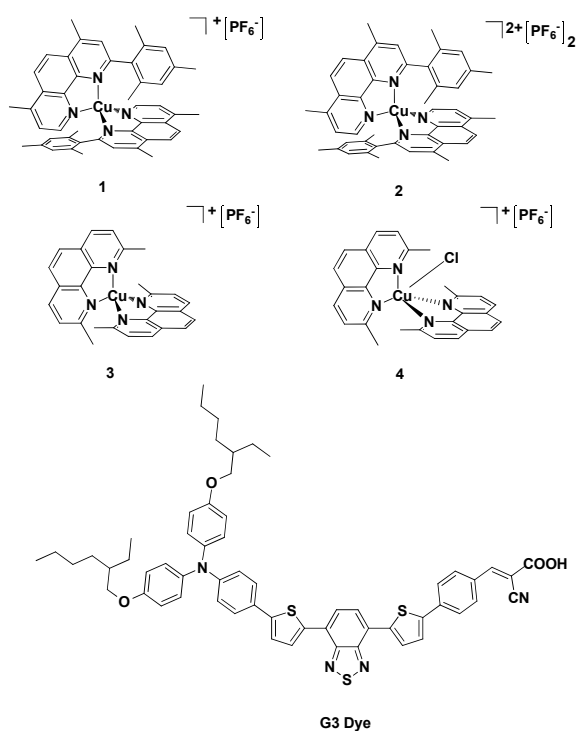


Chart 1. Structures of the copper complexes (1-4) and of the dye (G3, bottom) investigated.

A comparative electrochemical study of two couples of copper complexes, **1** and **2**, **3** and **4**, was performed. As a result the kinetics prerogatives associated to the tetra-coordinated cupric complex (*i.e.* **2**) instead of the five-coordinated species (*i.e.* **4**) will be deeply described and discussed. Finally implication of such differences have been studied in DSCs, through the comparison of photoelectrochemical performances of liquid DSCs

filled with an optimized 1/2-based electrolyte and with a benchmark 3/4-mixture, in combination with a benzothiadiazole based donor- π -acceptor organic dye, namely **G3** (see Chart 1), which has been recently shown to exhibit very promising solar energy conversion efficiencies.³¹

Experimental Methods

Synthesis of copper complexes

All reagents were purchased from Sigma-Aldrich and were used without further purification. Reactions requiring anhydrous conditions were performed under argon. The preparation of complexes **1**, **3** and **4** is reported in ESI,^{19,20} whereas the synthetic procedure of **2** is reported below.

Synthesis of Cu(II) complex 2. The 2-mesityl-4,7-dimethyl-1,10-phenanthroline ligand²⁰ (0.15 mmol) was dissolved in dry CH₃CN (5 mL) and a solution of CuSO₄*5H₂O (0.075 mmol) in 1.5 mL of water was slowly added. The green solution was stirred at room temperature for 2 h and then concentrated at reduced pressure to 1.5 mL and NaPF₆ (0.40 mmol) was added forming immediately a green precipitate. After 1 hour the mixture was filtered and the solid was washed three times with water and then with diethyl ether. The product was obtained in 60% yield.

Elemental analysis: Calcd. for C₄₆H₄₄CuF₁₂N₄P₂: C, 54.90; H, 4.41; N, 5.57; found: C, 55.01; H, 4.38; N, 5.44; ESI(+) FTICR MS(*m/z*) calcd. for [C₄₆H₄₄CuN₄]²⁺ 715.2862 found 715.2859.

Characterization and solar device details

Commentato [S1]: Questi riferimenti possono confondere un pò come sono posizionati ora, in quanto sembra si faccia riferimento all'ESI dei ref 19 e 20. Penso che si potrebbe sistemare dicendo "in ESI and in previous publications"^{19,20}

Electrochemical characterization. Three-electrode measurements (cyclic voltammetry, CV, and electrochemical impedance spectroscopy, EIS) were performed in minicell filled with 2-4 cm³ of working solution equipped with a working electrode, a Pt-foil counter electrode and an aqueous saturated calomel electrode, SCE, as operative reference electrode. SCE was inserted into a glass jacket (ending in a porous frit) filled with the same blank solution employed in cell, in order to avoid leakage of both water and chlorides into the working medium. Different working electrodes were employed: teflon-embedded glassy carbon disk electrode (GC, Metrohm, geometric area 0.071 cm²); glass-embedded platinum disk electrode (Pt, Metrohm, 0.0341 cm²); PEDOT-coated GC or Pt electrodes were prepared by potentiodynamic electrodeposition in a EDOT solution (see ESI). The recorded potentials were all referred to the intersolvental reference redox couple ferricenium/ferrocene, Fc⁺/Fc;³² in our conditions the half-wave potential of the Fc⁺/Fc couple was *ca.* 0.39 V and 0.31 V *vs* SCE in TBAPF₆ and LiClO₄ solution, respectively.

Experiments were performed using Autolab PGSTAT 302N potentiostats/galvanostats (EcoChemie, The Netherlands) managed by a PC with GPES or NOVA software. During CV measurements ohmic drop between working and reference electrodes was minimized by instrumental compensation via positive-feedback technique. The staircase CVs were performed with a 0.001 V step potential. EIS measurements were recorded using 60 logarithm-spaced single wave frequencies from 100 kHz to 0.1 Hz, with 0.01 V amplitude. EIS data were analyzed with NOVA software.

All measurements were performed in acetonitrile (anhydrous, Sigma Aldrich, 99.8%) with 0.1 M tetrabutylammonium hexafluorophosphate (TBAPF₆, Sigma Aldrich, ≥98.8%)

or lithium perchlorate (LiClO_4 , Sigma Aldrich, $\geq 98.0\%$) as supporting electrolytes; complex concentrations were around 0.001 M. Before starting measurements, solution was well-deaerated by nitrogen bubbling.

Dye solar cells fabrication. Fluorine-doped tin oxide, FTO, coated glass ($15 \Omega \text{ sq}^{-1}$, purchased from XIN YAN TECHNOLOGY LTD) were cleaned in a detergent solution for 15 min and in ethanol for 30 min using an ultrasonic bath. Mesoporous TiO_2 electrodes were prepared by doctor blading a commercial paste (30NRD, Dyesol) and subjecting them to thermal sintering at 430°C for 40 min. The average thickness of the electrodes used in the reported batch of devices was $12 \mu\text{m}$ (DEKTAK 150TM profilometer). After first thermal sintering all the samples were treated with a 40 mM aqueous solution of TiCl_4 for 30 min at 60°C , rinsed again with water and ethanol and then subjected to a second sintering process at 480°C for 30 min. After cooling to 80°C the mesoporous electrodes were immersed into the dye solution (0.2 mM of **G3** added to 30 mM chenodeoxycholic acid in tetrahydrofuran) for 8 h. The counter electrodes were prepared by sputtering a 50 nm Pt layer on a hole-drilled cleaned FTO plate. Two electrodes were then assembled together in a sandwich configuration and sealed upon heating a thermoplastic gasket made of a hot-melt ionomer-class resin (Surlyn 50- μm thickness). The electrolytic solution was injected through the hole on the counter electrode glass.

Tests under illumination were tested using a Newport Sol3A Class AAA Solar Simulator (Model 94063A equipped with a 1000W xenon arc lamp). More details are reported in ESI.

Electrolyte preparation. Copper-containing electrolytes, **1/2 EL** and **3/4 EL**, were prepared dissolving the desired Cu(I) complex (0.17 M) in a suitable amount of ACN with LiClO₄ 0.1 M. After that the calculated amount of Cu(II) counterpart (0.017 M) was added and stirred until dissolution. A Rd/Ox 10:1 molar ratio was so obtained. A suitable volumes 4-*tert*-butylpyridine, *t*-bpy, were finally added to reach 0.25 M concentration in the electrolyte solutions. Iodine-based electrolyte **I⁻/I₃⁻_{equim}** (with a I⁻/I₂ molar ratio=10:1) was prepared in a similar way mixing 0.017 M of I₂ with 0.17 M of 1,2-dimethyl-3-propylimidazolium iodide, DMPII, 0.1 M of LiClO₄ and 0.25 M of *t*-bpy in ACN. The highly concentrated **I⁻/I₃⁻_{conc}** EL was instead composed of I₂ 0.07 M, DMPII 0.7 M, LiI 0.2 M and *t*-bpy 0.5 M.

Transient absorption spectroscopy measurements. Transient absorption spectroscopy, TAS, was performed with a previously described apparatus.³³ Excitation of the sensitized TiO₂ films was carried out by using the 532 nm radiation generated by a Continuum Surelite (II) Nd-YAG laser, pumped at 1.26 kV. Set up is well described in ESI. Sensitized substrates for TAS were obtained by dipping freshly annealed (180 °C, 30 min.) 4 μm thick TiO₂ films in a THF solution containing 0.2 mM **G3** dye and 30 mM chenodeoxycholic acid. The adsorption was carried out overnight in the dark at room temperature. Four different solutions were prepared for observing the regeneration kinetics of **G3** loaded on TiO₂ electrodes: i) a blank ACN + LiClO₄ 0.1 M solution; ii) a 0.17 M solution of complex **1** in ACN with LiClO₄ 0.1 M; iii) a 0.17 M solution of complex **3** in ACN with LiClO₄ 0.1 M; iv) a 0.7 M solution of I⁻ obtained mixing 0.6 M of DMPII, and 0.1 M of LiI in ACN. These electrolytes were drawn by capillary forces

into the micrometric spacing between the TiO₂ photoanode and a microscope slide pressed over it, which also protected the TiO₂ surface from direct air exposure.

TAS of the **G3** excited state in 0.2 mM in aerated THF solution were obtained with the same spectrometer and experimental setup, except that both the excitation and the probe beams were not attenuated.

Results and Discussion

Spectroscopic and electrochemical characterization

The synthesis and the characterization of complexes **1-4** are detailed in the electronic supporting information (ESI). The UV-Vis absorption spectra (Fig. 1a) in acetonitrile, ACN, show *d-d* transitions of Cu(II) species red-shifted ($\lambda_{\text{max}}=697$ and 741 nm, for **2** and **4**, respectively) and weaker ($\epsilon_{\text{max}}\approx 100$ and 200 M⁻¹ cm⁻¹, for **2** and **4**) than the MLCT transitions³⁴ found in the parent Cu(I) complexes, falling at 445 nm with $\epsilon_{\text{max}}\approx 4.5\cdot 10^3$ M⁻¹ cm⁻¹ for **1** and at 455 nm with $\epsilon_{\text{max}}\approx 8\cdot 10^3$ M⁻¹ cm⁻¹ for **3**. The less intense absorption of the 2-aryl substituted complex **1** respect to **3** is in good agreement with literature findings.^{35,36} From the electrochemical point of view bis-phenanthroline Cu-complexes in a 0.1 M TBAPF₆ solution in ACN (Fig. 1b) are characterized by ligand-based ETs occurring in the cathodic window and by a metal-centred process located in the anodic region.³⁰ Complex **1** and its oxidized form **2** exhibit an identical oxidation half-wave potential, $E_{1/2}$, of -0.02 V vs Fc^{+/0}/Fc, confirming their mutual interconversion during the ET process. Conversely, besides a good superimposition of the two ligand-based processes, a clear different behavior is detected for the metal-centred process, with a remarkable lower electrochemical reversibility for compound **4** respect to **3**, coupled with

a more negatively shifted half-wave potential ($E_{1/2}$ =0.30 V and 0.04 V vs $\text{Fc}^+|\text{Fc}$ for **3** and **4** respectively).

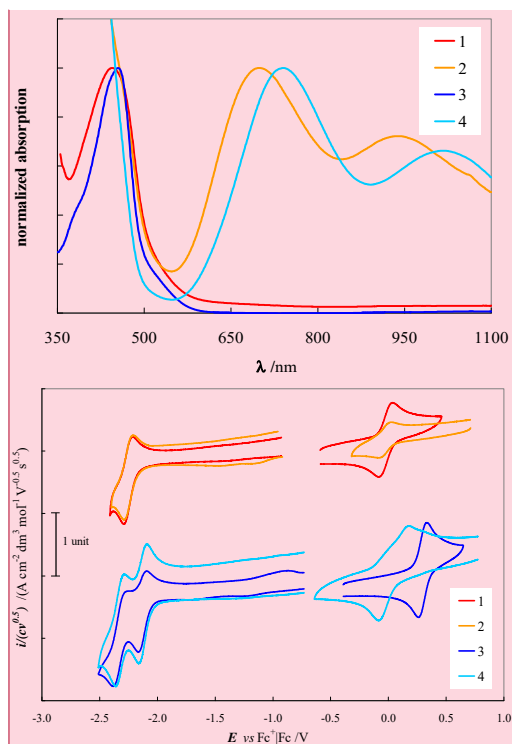


Fig. 1 a) Normalized electronic absorption spectra of cuprous (**1** and **3**) and cupric (**2** and **4**) complexes in ACN. b) Normalized cyclic voltammograms, CVs, of **1-4** (0.001 M) on glassy carbon, GC, electrode in ACN with TBAPF_6 0.1 M. Scan rate potential 0.2 V s^{-1} .

This behavior is indeed associated to the presence of the chloride ligand into the coordination sphere of copper. In fact the resulting tetragonal penta-coordinated geometry stabilizes the Cu(II) form making the reduction of **4** thermodynamically less favourable than in homologous **3** but, at the same time, it slows down the ET kinetics of **4**

Commentato [S2]: Nel caso degli spettri di assorbimento si potrebbero utilizzare due scale con diverso epsilon, una a sx e una a dx, una rappresentazione più precisa rispetto ad una sola scala normalizzata

presumably due to the higher reorganization energy deriving from the dissociation of the Cl^- during $\text{Cu}^{2+}/\text{Cu}^+$ switch (Fig. S1, ESI). As a matter of fact, progressive addition of sub-stoichiometric chloride ions to a solution of **3** turns into a progressive intensification of the negatively shifted redox waves, and to a linear decrease of the pristine fingerprints of **3**, which even disappears at Cl^- concentrations higher than 1.0 equivalent, thus attesting the full conversion of **3** in **4** (Fig. 2 and Fig. S2)

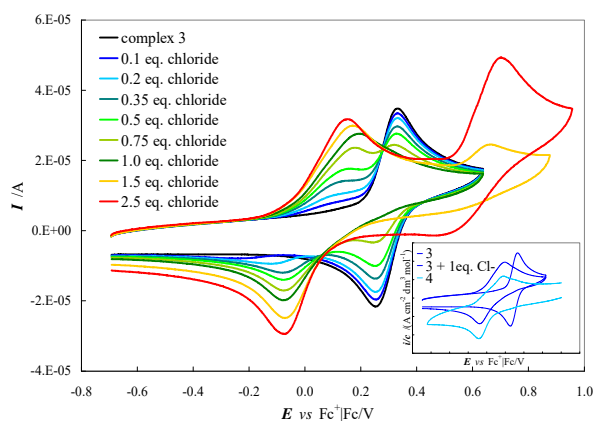


Fig. 2 CVs of complex **3** at increasing amount of chloride ions spiked in the working medium as TBACl solution. Inset: synopsis of normalized CVs showing the equivalence of complex **4** (light blue thick line) with the species obtained adding 1.0 eq. of Cl^- to a solution of complex **3** (blue thick line); for sake of comparison the CV of the same pristine complex **3** is reported (blue thin line). In all cases: 0.2 V s^{-1} scan rate potential.

Effect of 4-*tert*-butylpyridine. In view of a reliable implementation of the coordinatively unsaturated complex **2** as redox mediators in DSCs, the coordination ability of 4-*tert*-butylpyridine, *t*-bpy, (commonly added to electrolytes to increase the open circuit potential of

cell)³⁷ has been investigated. The proof of a N-heterocyclic Lewis base coordination to a metal center has been reported for a cobalt-based complex redox couple,²⁴ causing a negative shift of $E_{1/2}$, as well as an increase in the electrochemical irreversibility of the ET. Differently from what observed with the addition of Cl^- (Fig. S3), amount of t -bpy up to an equimolar threshold into solutions of both **1** and **2** does not bring to significant variation in their $E_{1/2}$ (Fig. 3 and Figs. S4,S5).

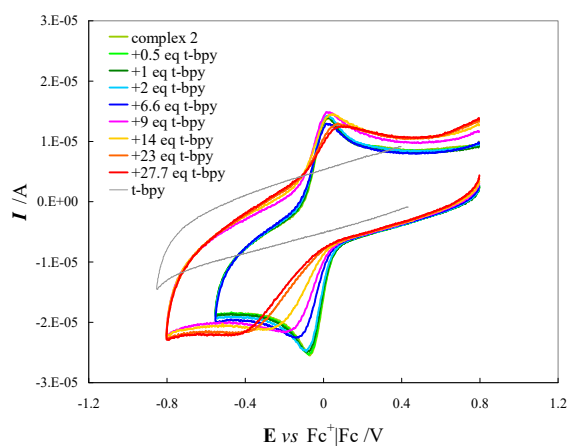


Fig. 3 Synopsis of normalized CVs for complex **2** in ACN with LiClO_4 0.1 M after subsequent additions of t -bpy. GC electrode; potential scan rate 0.2 V s^{-1} .

This difference can be attributed to the stronger coordination ability of chloride ions³⁸ respect to the bulkier and neutral Lewis base. On the contrary, at concentration of t -bpy comparable to that employed in DSCs' electrolytes (*i.e.* around 15-times higher than Cu(II) complex concentration) a negative shift and a broadening of the cathodic peak appear (Fig. 3). These observations can prove a labile coordination of the base to Cu(II)

centre that, similarly to aforementioned chloride case, slows down the ET as a consequence of the significant geometry modification induced by formation/dissociation of the adduct. This finding suggests that the addition of *t*-bpy may be beneficial for the use of these complexes as electrolytes in DSCs, since it induces a reduction of parasitic interfacial charge recombination processes, not only through adsorbing on the TiO₂ surface, but also by direct interaction with the oxidized form of the mediator.

Counter electrode electron transfer kinetics. ET kinetic of the metal-centred processes was then investigated by electrochemical impedance spectroscopy, EIS, (Fig. S6) on glassy carbon electrode, GC, taken as an ideally inert electrode material, with a classical three-electrode configuration (see ESI). A remarkably faster ET was detected in the case of **3** with respect to **1**, with charge transfer resistance, R_{ct} , at half-wave potential of *ca.* 14 Ω cm² and 40 Ω cm² respectively, calculated fitting impedance spectra with a Randles equivalent circuit.³⁹ This difference can be reasonably attributed to the higher steric hindrance offered by the four methyl groups in **3** in comparison to the two mesityl rings of **1**, which may induce a smaller conformational modification upon the redox reaction, acting as a “kiss-lock enclosure” that causes an increase of the $E_{1/2}$ (Fig. 1b) due to a destabilization of the electrogenerated Cu(II) species³⁰ but, at the same time, a reduction of the activation barrier for the ET.

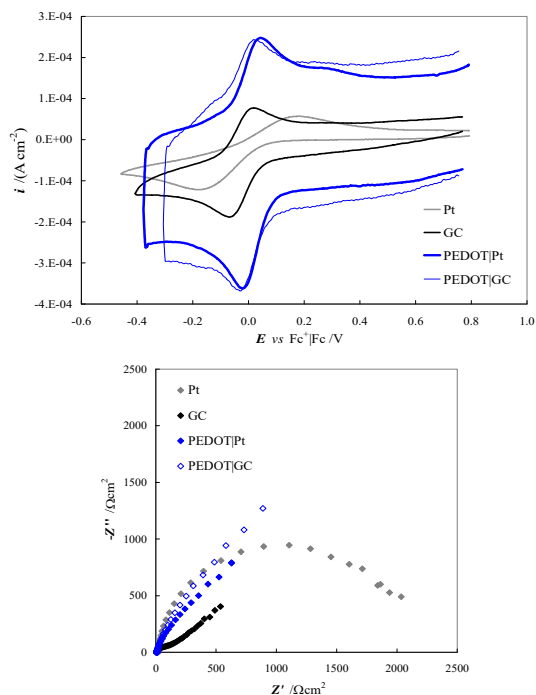


Fig. 4. a) Normalized CVs (at 0.05 V s⁻¹) and b) Nyquist diagrams at $E_{1/2}$ of **2** in ACN with LiClO₄ 0.1 M recorded on different electrode supports: Pt (grey line), GC (black line), PEDOT electrodeposited on Pt (blue thick line) and PEDOT electrodeposited on GC (blue thin line).

One of the primary requirements of the electron shuttles is a fast regeneration of the redox mediator at the counter electrode, CE, where the ET should occur with minimal overpotential losses to improve the fill factor, FF , of the photoelectrochemical device. Platinum and poly(3,4-ethylenedioxy)thiophene, PEDOT, coated FTO are among preferred cathodic material for DSCs.^{40,41} Voltammetric plots recorded in ACN with LiClO₄ as supporting electrolyte (the same medium employed in DSC tests) showed in Fig. 4a

demonstrate that Pt is not the best catalyst for the reduction of compound **2** if compared to PEDOT and GC (taken as reference), since it exhibits a slightly higher activation barrier to the ET process, as confirmed by the larger separation of the voltammetric peaks and, consequently, by the higher value of R_{ct} (*ca.* $1 \cdot 10^2 \Omega \text{ cm}^2$ and *ca.* $2 \cdot 10^3 \Omega \text{ cm}^2$ for GC and Pt respectively) evaluated by EIS (Fig. 4b and Fig. S7). On the contrary, species **2** presents on PEDOT-coated working electrode (obtained through potentiodynamic electrodeposition, see ESI) an almost reversible ET fingerprint (Fig. S8), which is independent from the material used as underlying substrate (namely GC or Pt).

Tests carried out on symmetrical sandwich-type cells fabricated with either PEDOT or Pt coated FTOs filled with **1/2** and **3/4** based ELs employed then for application in DSCs, corroborate these findings and confirm that PEDOT-modified cathodes allow one order of magnitude faster regeneration of Cu-based redox mediators with respect to Pt-modified ones (Table 1 and Fig. S9). However electrodeposited PEDOT films present a slightly higher sheet resistance, R_{series} , with respect to sputtered Pt coatings. These two opposite features balance each others resulting in almost comparable overall impedance values. **3/4**-based EL show invariably higher R_{ct} values than **1/2** due to the aforementioned slow kinetics induced by the coordinated Cl^- in complex **4**; moreover, interestingly, the R_{ct} of **1/2** in combination with PEDOT electrodes invariably results one order of magnitude lower than that measured for an equimolar iodide-based electrolyte (Table 1).

Table 1. Fitted parameters^a from EIS spectra for Pt-Pt and PEDOT-PEDOT symmetrical cells (active area 1 cm²) at open circuit potential.

Electrolyte ^b	Cathode	R_{series} / Ω	R_{CE} / Ω	$C_{CE} \times 10^5$ /F	R_d / Ω
1/2	Pt	21	9.8	4.05	12.8
1/2	PEDOT	37	0.82	232	14.2
3/4	Pt	39	61	1.28	164
3/4	PEDOT	53	4.4	500	223
I^-/I_3^- equim	Pt	30	11	2.2	11.2
I^-/I_3^- equim	PEDOT	55	8.2	$1.9 \cdot 10^3$	11.5
I^-/I_3^- conc ^c	Pt	26	0.82	3.6	2.05
I^-/I_3^- conc ^c	PEDOT	53	0.61	$5.0 \cdot 10^3$	2.38

^aUsing the classical Randles equivalent circuit. R_{CE} and C_{CE} values from fitting have been divided and multiplied, respectively, for a factor of 2 accounting for the symmetry of the cell.

^bRed/Ox molar ratio = 10:1 with [Red] = 0.17 M in ACN, LiClO₄ 0.1 M, *t*-bpy 0.25 M; for I^-/I_3^- -based electrolytes Red=DMPII+LiI and Ox= I₂. ^cDMPII 0.8 M, LiI 0.2 M, I₂ 0.07 M; *t*-bpy 0.5 M in ACN.

Transient absorption spectroscopy study

The comparative evaluation of the dye regeneration kinetics by the electrolytes under investigation was carried out by transient absorption, TA, spectroscopy on **G3** sensitized transparent TiO₂ films in contact with the electron donating electrolytes in ACN. The signature of the charge transfer triplet excited state measured in solution is reported on Fig. S10.

The transient spectrum (Fig. 5a) of the photooxidized dye on the TiO₂ surface, in the absence of electron mediators (*i.e.* charge separated state), shows features reminiscent of the charge transfer triplet state. In particular, the strong absorption in the red portion of

the visible spectrum indicates the formation of the oxidized tri-arylamine, following charge injection into TiO₂.^{42,43} Transient spectra of **G3** in the presence of Cu(I) and Cu(II) redox electrolytes are given in Figures S11- S13. 730 nm decays (Fig. 5b) of the dye cation in inert electrolyte provides an amplitude weighted lifetime, $\tau_{2/3}$, of *ca.* 1180 ns.

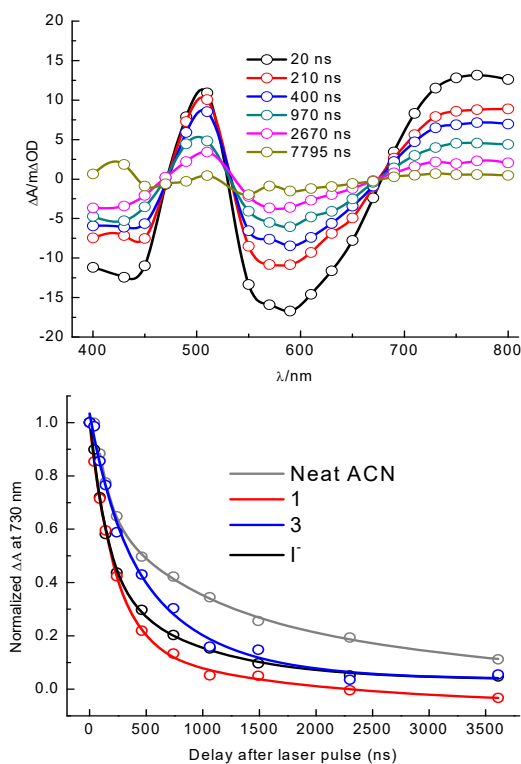


Fig. 5. a): Transient difference absorption spectra of **G3** dye loaded on transparent TiO₂ film in contact with inert ACN/0.1 M LiClO₄ electrolyte (blank). b): **G3** regeneration kinetics at 730 nm in the presence ACN (blank, grey line), and in the presence of **1** (red), **3** (blue) and iodide (black). In all cases LiClO₄ 0.1 M was added. $\lambda_{\text{exc}}=532$ nm. Energies 1.5 ± 0.5 mJ cm⁻² pulse⁻¹.

The presence of reducing species (*i.e.* **1**, **3** and Γ^-) induces, as expected, an acceleration of the oxidized dye's absorption decay due to electron donation from the redox mediators. Complex **1** (in 0.17 M concentration) afforded a **G3** regeneration efficiency, η_{reg} , of *ca.* 70% comparable with that calculated for the 0.7 M iodide solution. Compared to **1**, complex **3** exhibits a much lower dye regeneration efficiency ($\eta_{\text{reg}}=45\%$) which can be mainly attributed to its *ca.* 0.3 eV lower driving force.

Dye solar cells tests

The Cu redox shuttles **1/2** and **3/4** were tested in **G3**-sensitized solar cells under AM 1.5G illumination. The branched alkyl chains of the dye are expected to reduce the parasitic charge recombination reactions of **2** (and **4**) at the photoanode while, at the same time, its high dipolar nature promotes both the electron/hole separation (thereby reducing direct back-electron transfer) and the dye regeneration.³¹

The photoelectrochemical performances of copper-based electrolytes were compared with those of a Γ^-/I_3^- -based EL, $\Gamma^-/\text{I}_3^-_{\text{equim}}$, which contained the Γ^-/I_3^- couple in equimolar concentration to the Cu(I)/Cu(II) ELs. The results obtained for a DSC employing a $\times 6$ concentrated Γ^-/I_3^- electrolyte formulation, $\Gamma^-/\text{I}_3^-_{\text{conc}}$, is also reported for comparison (Table 2).

Table 2. **G3**-based DSCs (area=0.16 cm²). Irradiation=100 mW cm⁻² simulated AM 1.5G.

Electrolyte	Counter Electrode	PCE %	FF	V_{oc}/V	$i_{\text{sc}}/\text{A cm}^{-2}$
1/2	Pt	4.4	0.66	0.72	9.3
1/2	PEDOT	4.1	0.67	0.74	8.2
3/4	Pt	1.9	0.59	0.86	3.8
$\Gamma^-/\text{I}_3^-_{\text{equim}}$	Pt	4.3	0.70	0.70	8.7
$\Gamma^-/\text{I}_3^-_{\text{conc}}$	Pt	7.4	0.67	0.72	15.4

1/2-Based EL in combination with a Pt CE exhibits a power conversion efficiency, PCE, of 4.4%, comparable with the reference cell filled with the I^-/I_3^- _{equip}, reaching 4.3% (Fig. 6a). In cells equipped with a PEDOT-coated CE, the **1/2** couple generated a lower i_{sc} with respect to an equivalent cell based on a reflective Pt sputtered counter electrode, mainly due to reduced light back scattering of partially transparent PEDOT. The decreased i_{sc} observed in the PEDOT-based DSCs is however partly offset by a slightly improved V_{oc} (from 0.72 V to 0.74 V). The almost identical FF values detected for two different CEs are justified by the higher sheet resistance of the PEDOT layer that perfectly counterbalances its faster ET, as discussed above. By contrast, **3/4**-based EL presented a much lower photocurrent density ($i_{sc}=3.8 \text{ mA cm}^{-2}$) but a higher photovoltage ($V_{oc}=0.83 \text{ V}$) consistent with the more positive Fermi level of the CE. Its overall 1.9% PCE was however inadequate with respect to the other electrolytes.

A **G3**-sensitized Pt-based DSC employing I^-/I_3^- _{conc} afforded 7.4% PCE (Table 2). It can be mainly attributable to the larger $i_{sc}=15.4 \text{ mA cm}^{-2}$, which doubles that of I^-/I_3^- _{equip}, suggesting that the Cu(I)/(II) complexes may be limited by their relatively low solubility in ACN. Indeed a solubility threshold of *ca.* 0.17 M was found for $[\text{Cu}(\text{2-mesityl-4,7-dimethyl-1,10-phenanthroline})_2][\text{PF}_6]$.

EIS analysis of these devices allows separating the most relevant factors affecting their photoelectrochemical performances and enables the independent study of the photoelectrode/electrolyte interfacial properties.⁴⁴ From Nyquist plots of DSCs measured under AM 1.5G at V_{oc} (Fig. 6b), it can be outlined that the high diffusional resistance, R_{diff} , (semi-arch at low frequencies) exhibited by **3/4**-based EL plays a detrimental role in the overall cell performances, in particular by lowering the FF . By contrast, **1/2** EL

exhibits a remarkably lower R_{diff} , which is comparable with that detected in the cell based on $\text{I}^-/\text{I}_3^-_{\text{equim}}$. In agreement with the superior charge transfer kinetics, leading to more efficient charge separation, **1/2** resulted in a TiO_2 chemical capacitance, C_{meas} , about one order of magnitude higher with respect to that obtained in the presence of **3/4** (Fig. S14). Values of the R_{ct} as a function of the corrected applied bias across the photoanode, are given in Fig. S14 too.

The **3/4**-based EL shows the highest R_{ct} , which accounts for the better V_{oc} . Similarly, $\text{I}^-/\text{I}_3^-_{\text{equim}}$ presents the lowest R_{ct} while $\text{I}^-/\text{I}_3^-_{\text{conc}}$ and **1/2**-based EL show almost the same values. Calculation of the transfer factor, β , from the voltage dependence of TiO_2 recombination resistance through the Tafel's law⁴⁵ gives $\beta=0.4$ for **1/2**-based devices, $\beta=0.23$ for **3/4**, $\beta=0.53$ for $\text{I}^-/\text{I}_3^-_{\text{conc}}$, $\beta=0.47$ for $\text{I}^-/\text{I}_3^-_{\text{equim}}$. The remarkably low value of β factor in **3/4**-based EL constitutes a further quantitative assessment of the slow ET kinetics of the Cl^- -coordinated oxidized complex **4**.

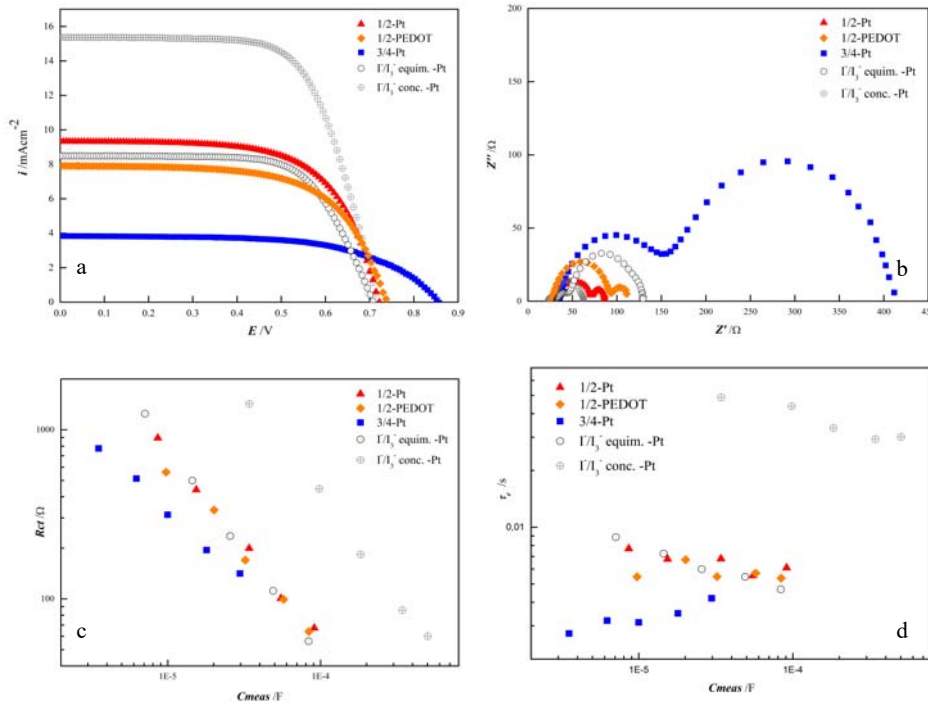


Fig. 6. Up: a) $i-E$ curves and b) Nyquist plots measured, at V_{oc} , under 1 sun illumination for G3-sensitized solar cells filled with the different electrolytes. Bottom: c) charge transfer resistance, R_{ct} , and d) average lifetime of photogenerated electrons, τ_e , as a function of the measured capacitance, C_{meas} , of TiO₂ electrode

However, to properly analyze the recombination process on the basis of comparable electron density values in the TiO₂, R_{ct} values have been plotted as a function of C_{meas} (Fig. 6c), where it emerges, on the contrary, the higher recombination resistance of 1/2-

EL, which lies at the basis of its higher performance. This finding is consistent with the quite inefficient dye regeneration by **3** resulting in a significant charge loss by direct back-recombination to the oxidized dye as well as the shorter electron lifetime ($\tau_e=R_{ct}C_{meas}$, Fig. 6d) of **3/4** with respect to **1/2** (around 4 and 6 ms at V_{oc} , respectively). The τ_e trends are even in good agreement with the observed trend of PCE ($I^-/I_3^-_{conc} > I^-/I_3^-_{equim} \approx 1/2-EL > 3/4-EL$).

Conclusions

In summary, the successful implementation in DSCs of an interesting class of redox mediators based on chemically engineered phenanthroline-based Cu complexes has been reported and rationalized on account of their electrochemistry and photoelectrochemistry. An increased energy barrier of the ET for the Cl-coordinated complex **4** with respect to its tetra-coordinated analogue **2** has been clearly proven and associated to the higher reorganization energy associated to the Cu^{2+}/Cu^+ redox process.

DSCs based on a properly formulated copper-phenanthroline electrolyte, **1/2** EL, in combination with a “sustainable” π -extended benzothiadiazole-based dye **G3**, shows a remarkable 4.4% PCE under 1 sun illumination, equating the performance of an equimolar I^-/I_3^- based EL. Even more promising is the doubling of cell performances respect to the benchmark **3/4** electrolyte, mainly attributable to the higher dye regeneration efficiency by **1** compared to **3**, and the faster Cu(I) regeneration at CE by **2** with respect to **4**. This last feature is driven by the lack of a fifth ancillary ligand (*i.e.* Cl^-) in the fully four-coordinated couple **1/2**. Unfortunately the cell performances of these Cu mediators are significantly limited by their lower solubility in ACN respect to the I^-/I_3^- couple; however further modifications to the ligands architecture and/or to

the counteranion are expected to allow reducing this drawback, resulting in the development of a new class of iodine-free electron shuttles compatible with a wide spectrum of sensitizers, with the potentialities to outperform the current $[\text{Cu}(\text{neocuproine})_2]^{2+/+}$ mediators.

ACKNOWLEDGMENTS

We thank Dr Stefano Chiaberge (Mass Spectrometry Lab, Renewable Energy and Environmental R&D, eni, Italy) for mass spectra characterization. This work was supported by MIUR (PRIN 2010-2011, 20104XET32, "DSSCX" and PON 02_00563_3316357, "MAAT"). The use of instrumentation purchased through the Regione Lombardia-Fondazione Cariplo joint SmartMatLab Project is gratefully acknowledged.

Supporting Information available

<http://pubs.acs.org>: Synthesis and characterization of copper complexes; additional TA spectra and kinetic traces of G3 dye; additional characterization of devices (.pdf).

REFERENCES

- (1) O'Regan, B.; Graetzel, M.. A low-cost, high-efficiency solar cell based on dye-sensitized colloidal TiO_2 films. *Nature* **1991**, *353*, 737-740.
- (2) Hagfeldt A., Boschloo G., Sun L., Kloo L., Pettersson H. Dye-Sensitized Solar Cells, *Chem. Rev.* **2010**, *110*, 6595-6663.
- (3) Vougioukalakis G.C., Philippopoulos A.I., Stergiopoulos T., Falaras P. Contributions to the development of ruthenium-based sensitizers for dye-sensitized solar cells. *Coordin. Chem. Rev.* **2011**, *255*, 2602-2621.

- (4) Chawla P., Tripathi M. Novel improvements in the sensitizers of dye-sensitized solar cells for enhancement in efficiency—a review. *Int. J. Energy Res.* **2015**, *39*, 1579-1596.
- (5) Mahmood, A. Triphenylamine based dyes for dye sensitized solar cells: A review. *Sol. Energy*, **2016**, *123*, 127-144.
- (6) Chen, X.; Mao, S.S. Titanium Dioxide Nanomaterials: Synthesis, Properties, Modifications, and Applications. *Chem. Rev.*, **2007**, *107*, 2891-2959.
- (7) Bignozzi, C.A.; Argazzi, R.; Boaretto, R.; Busatto, E.; Carli, S.; Ronconi, F.; Caramori, S. The role of transition metal complexes in dye sensitized solar devices. *Coord. Chem. Rev.*, **2013**, *257*, 1472–1492.
- (8) Wang, M.; Graetzel, C.; Zakeeruddin, S. M.; Graetzel M. Recent developments in redox electrolytes for dye-sensitized solar cells. *Energy Environ. Sci.*, **2012**, *5*, 9394–9405.
- (9) Hamann, T.W. The end of iodide? Cobalt complex redox shuttles in DSSCs. *Dalton Trans.* **2012**, *41*, 3111–3115.
- (10) Wu, J.; Lan, Z.; Lin, J.; Huang, M.; Huang, Y.; Fan, L.; Luo, L. Electrolytes in Dye-Sensitized Solar Cells. *Chem. Rev.*, **2015**, *115*, 2136-2173.
- (11) Pashaei, B.; Shahroosvand, H.; Abbasi, P. Transition metal complex redox shuttles for dye-sensitized solar cells. *RSC Adv.* **2015**, *5*, 94814-94848.
- (12) Li, T. C.; Spokoyny, A. M.; She, C. X.; Farha, O. K.; Mirkin, C. A.; Marks, T. J.; Hupp, J. T. Ni(III)/(IV) Bis(dicarbollide) as a Fast, Noncorrosive Redox Shuttle for Dye-Sensitized Solar Cells. *J. Am. Chem. Soc.*, **2010**, *132*, 4580-4582.

- (13) Daeneke, T.; Kwon, T.-H.; Holmes, A.B.; Duffy, N.W.; Bach, U.; Spiccia, L. High-efficiency dye-sensitized solar cells with ferrocene-based electrolytes. *Nat. Chem.*, **2011**, *3*, 211-215.
- (14) Kakiage, K.; Aoyama, Y.; Yano, T.; Oya, K.; Fujisawab, J.-I.; Hanaya, M. Highly-efficient dye-sensitized solar cells with collaborative sensitization by silyl-anchor and carboxy-anchor dyes. *Chem. Commun.*, **2015**, *51*, 15894-15897.
- (15) Mathew, S.; Yella, A.; Gao, P.; Humphry-Baker, R.; Curchod, B.; Ashari-Astani, N.; Tavernelli, I.; Rothlisberger, U.; Nazeeruddin, M.K.; Graetzel, M. Dye-sensitized solar cells with 13% efficiency achieved through the molecular engineering of porphyrin sensitizers. *Nat. Chem.*, **2014**, *6*, 242-247.
- (16) Yella, A.; Lee, H.-W.; Tsao, H.N.; Yi, C.; Chandiran, A.K.; Nazeeruddin, M.K.; Diao, E. W.-G.; Yeh, C.-Y.; Zakeeruddin, S. M.; Graetzel, M. Porphyrin-Sensitized Solar Cells with Cobalt (II/III)-Based Redox Electrolyte Exceed 12 Percent Efficiency. *Science*, **2011**, *334*, 629-634.
- (17) Feldt, S.M.; Gibson, E.A.; Gabrielsson, E.; Sun, L.; Boschloo, G.; Hagfeldt, A. Design of Organic Dyes and Cobalt Polypyridine Redox Mediators for High-Efficiency Dye-Sensitized Solar Cells. *J. Am. Chem. Soc.*, **2010**, *132*, 16714-16724.
- (18) Hattori, S.; Wada, Y.; Yanagida, S.; Fukuzumi, S. Blue Copper Model Complexes with Distorted Tetragonal Geometry Acting as Effective Electron-Transfer Mediators in Dye-Sensitized Solar Cells. *J. Am. Chem. Soc.*, **2005**, *127*, 9648-9654.

- (19) Bai, Y.; Yu, Q.; Cai, N.; Wang, Y.; Zhang, M.; Wang, P.; High-efficiency organic dye-sensitized mesoscopic solar cells with a copper redox shuttle *Chem. Commun.*, **2011**, *47*, 4376–4378.
- (20) Colombo, A.; Dragonetti, C.; Magni, M.; Roberto, D.; Demartin, F.; Caramori, S.; Bignozzi, C.A. Efficient copper mediators based on bulky asymmetric phenanthrolines for DSSCs. *ACS Appl. Mater. Interfaces*, **2014**, *6*, 13945-13955 and references therein.
- (21) Freitag, M.; Daniel, Q.; Pazoki, M.; Sveinbjörnsson, Z.J.; Sun, L.; Hagfeldt, A.; Boschloo, G. High-efficiency dye-sensitized solar cells with molecular copper phenanthroline as solid hole conductor. *Energy Environ. Sci.*, **2015**, *8*, 2634-2637.
- (22) Yu, Q.; Wang, Y.; Yi, Z.; Zu, N.; Zhang, J.; Zhang, M.; Wang, P. High-efficiency dye-sensitized solar cells: the influence of lithium ions on exciton dissociation, charge recombination, and surface states. *ACS Nano*, **2012**, *4*, 6032–6038.
- (23) Yum, J.-H.; Baranoff, E.; Kessler, F.; Moehl, T.; Ahmad, S.; Bessho, T.; Marchioro, A.; Ghadiri, E.; Moser, J.-E.; Yi, C.; Nazeeruddin, K.; Gratzel, M. A cobalt complex redox shuttle for dye-sensitized solar cells with high open-circuit potentials. *Nat. Commun.*, **2012**, *3*, 631.
- (24) Kashif, M.K.; Axelson, J.C.; Duffy, N.W.; Forsyth, C.M.; Chang, C.J.; Long, J.R.; Spiccia L.; Bach, U. A new direction in dye-sensitized solar cells redox mediator development: in situ fine-tuning of the cobalt(II)/(III) redox potential through Lewis base interactions. *J. Am. Chem. Soc.*, **2012**, *134*, 16646-16653.

- (25) Kashif, M.K.; Nippe, M.; Duffy, N.W.; Forsyth, C.M.; Chang, C.J.; Long, J.R.; Spiccia, L.; Bach, U. Stable dye-sensitized solar cell electrolytes based on Cobalt(II)/(III) complexes of a hexadentate pyridyl ligand. *Angew. Chem. Int. Ed.* **2013**, *52*, 5527–55.
- (26) Giribabu, L.; Bolligarla, R.; Panigrahi, M. Recent advances of cobalt(II/III) redox couples for dye-sensitized solar cell applications. *Chem. Rec.*, **2015**, *15*, 760-788.
- (27) Ye, M.; Wen, X; Wang, M.; Iocozzia, J.; Zhang, N.; Lin, C.; Lin, Z. Recent advances in dye-sensitized solar cells: from photoanodes, sensitizers and electrolytes to counter electrodes. *Mat. Today*, **2015**, *18*, 155-162.
- (28) Clifford, J.N.; Martinez-Ferrero, E.; Palomares, E. Dye mediated charge recombination dynamics in nanocrystalline TiO₂ dye sensitized solar cells. *J. Mater. Chem.*, **2012**, *22*, 12415-12422.
- (29) Sykes, A.G. Active-Site Properties Of The Blue Copper Proteins *Adv. Inorg. Chem.*, **1991**, *36*, 377-408.
- (30) Magni, M.; Colombo, A.; Dragonetti, C.; Mussini, P. Steric vs electronic effects and solvent coordination in the electrochemistry of phenanthroline-based copper complexes. *Electrochim. Acta*, **2014**, *141*, 324-330.
- (31) Grisorio, R.; De Marco, L.; Baldisserri, C.; Martina, F.; Serantoni, M.; Gigli, G.; Suranna, G.P. Sustainability of Organic Dye-Sensitized Solar Cells: The Role of Chemical Synthesis. *Sustainable Chem. Eng.*, **2015**, *3*, 770-777.
- (32) Gritzner, G.; Kuta, J. Recommendations on reporting electrode potentials in nonaqueous solvent. *Pure Appl. Chem.*, **1984**, *56*, 461-466.

- (33) Sharmoukh, W.; Attanzio, A.; Busatto, E.; Thibaud, E.; Carli, S.; Monari, A.; Assfeld, X.; Beley, M.; Caramori, S.; P.C. Gros, 2,5-Dithienylpyrrole (DTP) as a donor component in DTP- π -A organic sensitizers: photophysical and photovoltaic properties. *RSC Adv.*, **2015**, *5*, 4041-4050.
- (34) Ichinaga, A.K.; Kirchoff, J.R.; McMillin, D.R.; Dietrich-Buchecker, C.O.; Marnot, P.A.; Sauvage, J.-P. Charge-Transfer Absorption and Emission of Cu(NN)₂⁺ Systems. *Inorg. Chem.*, **1987**, *26*, 4290-4292.
- (35) Phifer C.C.; McMillin, D.R. The basis of aryl substituent effects on charge-transfer absorption intensities. *Inorg. Chem.*, **1986**, *25*, 1329-1333.
- (36) Armaroli, N. Photoactive mono- and polynuclear Cu(I)-phenanthrolines. A viable alternative to Ru(II)-polypyridines? *Chem. Soc. Rev.*, **2001**, *30*, 113-124.
- (37) Schlichthorl, G.; Huang, S.; Sprague, J.; Frank, A. Band Edge Movement and Recombination Kinetics in Dye-Sensitized Nanocrystalline TiO₂ Solar Cells: A Study by Intensity Modulated Photovoltage Spectroscopy. *J. Phys. Chem. B*, **1997**, *101*, 8141-8155.
- (38) Goldsmith, C.R.; Jonas, R.T.; Cole, A.P.; Stack T.D.P. A Spectrochemical Walk: Single Site Perturbation within a Series of Six-Coordinate Ferrous Complexes. *Inorg. Chem.*, **2002**, *41*, 4642-4652.
- (39) Randles, J. E. B. Kinetics of rapid electrode reactions. *Discuss. Faraday Soc.*, **1947**, *1*, 11-19.
- (40) Hao, F.; Dong, P.; Luo, Q.; Li, J.; Lou, J.; Li, H. Recent Advances in Alternative Cathode Materials for Iodine-free Dye-Sensitized Solar Cells. *Energy Environ. Sci.*, **2013**, *6*, 2003-2019.

(41) Yun, S.; Hagfeldt, A.; Ma, T. Pt-Free Counter Electrode for Dye-Sensitized Solar Cells with High Efficiency. *Adv. Mater.*, **2014**, *26*, 6210-6237.

(42) Xu, M.; Zhou, D.; Cai, N.; Liu, J.; Li, R.; Wang P. Electrical and photophysical analyses on the impacts of arylamine electron donors in cyclopentadithiophene dye-sensitized solar cells. *Energy Environ. Sci.*, 2011, *4*, 4735.

(43) Mba, M.; D'Acunzo, M.; Salice, P.; Carofiglio, T.; Maggini, M.; Caramori, S.; Campana, A.; Aliprandi, A.; Argazzi, R.; Carli, S.; Bignozzi, C.A. Sensitization of Nanocrystalline TiO₂ with Multibranching Organic Dyes and Co(III)/(II) Mediators: Strategies to Improve Charge Collection Efficiency *J. Phys.Chem. C*, **2013**, *117*, 19885-19896.

(44) Fabregat-Santiago, F.; Bisquert, J.; Garcia-Belmonte, G.; Boschloo, G.; Hagfeldt, A. Influence of electrolyte in transport and recombination in dye-sensitized solar cells studied by impedance spectroscopy. *Sol. Energ. Mater. Solar C.*, **2005**, *87*, 117-131.

(45) Fabregat-Santiago, F.; Bisquert, J.; Palomares, E.; Otero, L.; Kuang, D.; Zakeeruddin, S.M.; Grätzel, M.. Correlation between Photovoltaic Performance and Impedance Spectroscopy of Dye-Sensitized Solar Cells Based on Ionic Liquids *J. Phys. Chem. C*, **2007**, *111*, 6550-6560.

TABLE OF CONTENTS

