



ELSEVIER

Contents lists available at ScienceDirect

## Physics Letters B

journal homepage: [www.elsevier.com/locate/physletb](http://www.elsevier.com/locate/physletb)

# Search for the semi-leptonic decays $\Lambda_c^+ \rightarrow \Lambda \pi^+ \pi^- e^+ \nu_e$ and $\Lambda_c^+ \rightarrow p K_S^0 \pi^- e^+ \nu_e$

BESIII Collaboration <sup>\*</sup>

M. Ablikim <sup>a</sup>, M.N. Achasov <sup>m,2</sup>, P. Adlarson <sup>ce</sup>, R. Aliberti <sup>am</sup>, A. Amoroso <sup>ca,cb,cd</sup>, M.R. An <sup>aq</sup>, Q. An <sup>bx,bi</sup>, Y. Bai <sup>bh</sup>, O. Bakina <sup>an</sup>, I. Balossino <sup>ag</sup>, Y. Ban <sup>ax,7</sup>, V. Batozskaya <sup>a,av</sup>, K. Begzsuren <sup>aj</sup>, N. Berger <sup>am</sup>, M. Bertani <sup>ab,ac</sup>, D. Bettoni <sup>af,ag</sup>, F. Bianchi <sup>ca,cb,cd</sup>, E. Bianco <sup>ca,cb,cd</sup>, J. Bloms <sup>bu</sup>, A. Bortone <sup>ca,cb,cd</sup>, I. Boyko <sup>an</sup>, R.A. Briere <sup>e</sup>, A. Brueggemann <sup>bu</sup>, H. Cai <sup>cf</sup>, X. Cai <sup>a,bi</sup>, A. Calcaterra <sup>ac</sup>, G.F. Cao <sup>a,bp</sup>, N. Cao <sup>a,bp</sup>, S.A. Cetin <sup>bm,bn</sup>, J.F. Chang <sup>a,bi</sup>, T.T. Chang <sup>cg</sup>, W.L. Chang <sup>a,bp</sup>, G.R. Che <sup>au</sup>, G. Chelkov <sup>an,1</sup>, C. Chen <sup>au</sup>, Chao Chen <sup>bf</sup>, G. Chen <sup>a</sup>, H.S. Chen <sup>a,bp</sup>, M.L. Chen <sup>a,bi,bp</sup>, S.J. Chen <sup>at</sup>, S.M. Chen <sup>bl</sup>, T. Chen <sup>a,bp</sup>, X.R. Chen <sup>ai,bp</sup>, X.T. Chen <sup>a,bp</sup>, Y.B. Chen <sup>a,bi</sup>, Y.Q. Chen <sup>al</sup>, Z.J. Chen <sup>y,8</sup>, W.S. Cheng <sup>cd</sup>, S.K. Choi <sup>j</sup>, X. Chu <sup>au</sup>, G. Cibinetto <sup>ag</sup>, S.C. Coen <sup>d</sup>, F. Cossio <sup>cd</sup>, J.J. Cui <sup>ba</sup>, H.L. Dai <sup>a,bi</sup>, J.P. Dai <sup>ci</sup>, A. Dbeyssi <sup>s</sup>, R.E. de Boer <sup>d</sup>, D. Dedovich <sup>an</sup>, Z.Y. Deng <sup>a</sup>, A. Denig <sup>am</sup>, I. Denysenko <sup>an</sup>, M. Destefanis <sup>ca,cb,cd</sup>, F. De Mori <sup>ca,cb,cd</sup>, B. Ding <sup>bs,a</sup>, X.X. Ding <sup>ax,7</sup>, Y. Ding <sup>al</sup>, Y. Ding <sup>ar</sup>, J. Dong <sup>a,bi</sup>, L.Y. Dong <sup>a,bp</sup>, M.Y. Dong <sup>a,bi,bp</sup>, X. Dong <sup>cf</sup>, S.X. Du <sup>ck</sup>, Z.H. Duan <sup>at</sup>, P. Egorov <sup>an,1</sup>, Y.L. Fan <sup>cf</sup>, J. Fang <sup>a,bi</sup>, S.S. Fang <sup>a,bp</sup>, W.X. Fang <sup>a</sup>, Y. Fang <sup>a</sup>, R. Farinelli <sup>ag</sup>, L. Fava <sup>ca,cc,cd</sup>, F. Feldbauer <sup>d</sup>, G. Felici <sup>ac</sup>, C.Q. Feng <sup>bx,bi</sup>, J.H. Feng <sup>bj</sup>, K. Fischer <sup>bv</sup>, M. Fritsch <sup>d</sup>, C. Fritsch <sup>bu</sup>, C.D. Fu <sup>a</sup>, Y.W. Fu <sup>a</sup>, H. Gao <sup>bp</sup>, Y.N. Gao <sup>ax,7</sup>, Yang Gao <sup>bx,bi</sup>, S. Garbolino <sup>cd</sup>, I. Garzia <sup>ag,ah</sup>, P.T. Ge <sup>cf</sup>, Z.W. Ge <sup>at</sup>, C. Geng <sup>bj</sup>, E.M. Gersabeck <sup>bt</sup>, A. Gilman <sup>bv</sup>, K. Goetzen <sup>n</sup>, L. Gong <sup>ar</sup>, W.X. Gong <sup>a,bi</sup>, W. Gradl <sup>am</sup>, S. Gramigna <sup>ag,ah</sup>, M. Greco <sup>ca,cb,cd</sup>, M.H. Gu <sup>a,bi</sup>, Y.T. Gu <sup>p</sup>, C.Y. Guan <sup>a,bp</sup>, Z.L. Guan <sup>v</sup>, A.Q. Guo <sup>ai,bp</sup>, L.B. Guo <sup>as</sup>, R.P. Guo <sup>az</sup>, Y.P. Guo <sup>l,6</sup>, A. Guskov <sup>an,1</sup>, X.T. Han <sup>a,bp</sup>, W.Y. Han <sup>aq</sup>, X.Q. Hao <sup>t</sup>, F.A. Harris <sup>br</sup>, K.K. He <sup>bf</sup>, K.L. He <sup>a,bp</sup>, F.H. Heinsius <sup>d</sup>, C.H. Heinz <sup>am</sup>, Y.K. Heng <sup>a,bi,bp</sup>, C. Herold <sup>bk</sup>, T. Holtmann <sup>d</sup>, P.C. Hong <sup>l,6</sup>, G.Y. Hou <sup>a,bp</sup>, Y.R. Hou <sup>bp</sup>, Z.L. Hou <sup>a</sup>, H.M. Hu <sup>a,bp</sup>, J.F. Hu <sup>bg,9</sup>, T. Hu <sup>a,bi,bp</sup>, Y. Hu <sup>a</sup>, G.S. Huang <sup>bx,bi</sup>, K.X. Huang <sup>bj</sup>, L.Q. Huang <sup>ai,bp</sup>, X.T. Huang <sup>ba</sup>, Y.P. Huang <sup>a</sup>, T. Hussain <sup>bz</sup>, N. Hüsken <sup>aa,am</sup>, W. Imoehl <sup>aa</sup>, M. Irshad <sup>bx,bi</sup>, J. Jackson <sup>aa</sup>, S. Jaeger <sup>d</sup>, S. Janchiv <sup>aj</sup>, J.H. Jeong <sup>j</sup>, Q. Ji <sup>a</sup>, Q.P. Ji <sup>t</sup>, X.B. Ji <sup>a,bp</sup>, X.L. Ji <sup>a,bi</sup>, Y.Y. Ji <sup>ba</sup>, Z.K. Jia <sup>bx,bi</sup>, P.C. Jiang <sup>ax,7</sup>, S.S. Jiang <sup>aq</sup>, T.J. Jiang <sup>q</sup>, X.S. Jiang <sup>a,bi,bp</sup>, Y. Jiang <sup>bp</sup>, J.B. Jiao <sup>ba</sup>, Z. Jiao <sup>w</sup>, S. Jin <sup>at</sup>, Y. Jin <sup>bs</sup>,

<sup>\*</sup> E-mail address: [besiii-publications@ihep.ac.cn](mailto:besiii-publications@ihep.ac.cn).

<sup>1</sup> Also at the Moscow Institute of Physics and Technology, Moscow 141700, Russia.

<sup>2</sup> Also at the Novosibirsk State University, Novosibirsk, 630090, Russia.

<sup>3</sup> Also at the NRC "Kurchatov Institute", PNPI, 188300, Gatchina, Russia.

<sup>4</sup> Also at Goethe University Frankfurt, 60323 Frankfurt am Main, Germany.

<sup>5</sup> Also at Key Laboratory for Particle Physics, Astrophysics and Cosmology, Ministry of Education; Shanghai Key Laboratory for Particle Physics and Cosmology; Institute of Nuclear and Particle Physics, Shanghai 200240, People's Republic of China.

<sup>6</sup> Also at Key Laboratory of Nuclear Physics and Ion-beam Application (MOE) and Institute of Modern Physics, Fudan University, Shanghai 200443, People's Republic of China.

<sup>7</sup> Also at State Key Laboratory of Nuclear Physics and Technology, Peking University, Beijing 100871, People's Republic of China.

<sup>8</sup> Also at School of Physics and Electronics, Hunan University, Changsha 410082, China.

<sup>9</sup> Also at Guangdong Provincial Key Laboratory of Nuclear Science, Institute of Quantum Matter, South China Normal University, Guangzhou 510006, China.

<sup>10</sup> Also at Frontiers Science Center for Rare Isotopes, Lanzhou University, Lanzhou 730000, People's Republic of China.

<sup>11</sup> Also at Lanzhou Center for Theoretical Physics, Lanzhou University, Lanzhou 730000, People's Republic of China.

<sup>12</sup> Also at the Department of Mathematical Sciences, IBA, Karachi, Pakistan.

M.Q. Jing<sup>a, bp</sup>, T. Johansson<sup>ce</sup>, X. K<sup>a</sup>, S. Kabana<sup>ak</sup>, N. Kalantar-Nayestanaki<sup>bq</sup>, X.L. Kang<sup>i</sup>, X.S. Kang<sup>ar</sup>, R. Kappert<sup>bq</sup>, M. Kavatsyuk<sup>bq</sup>, B.C. Ke<sup>ck</sup>, A. Khoukaz<sup>bu</sup>, R. Kiuchi<sup>a</sup>, R. Kliemt<sup>n</sup>, L. Koch<sup>ao</sup>, O.B. Kolcu<sup>bm, bn</sup>, B. Kopf<sup>d</sup>, M. Kuessner<sup>d</sup>, A. Kupsc<sup>av, ce</sup>, W. Kühn<sup>ao</sup>, J.J. Lane<sup>bt</sup>, J.S. Lange<sup>ao</sup>, P. Larin<sup>s</sup>, A. Lavania<sup>z</sup>, L. Lavezzi<sup>ca, cb, cd</sup>, T.T. Lei<sup>bx, 11</sup>, Z.H. Lei<sup>bx, bi</sup>, H. Leithoff<sup>am</sup>, M. Lellmann<sup>am</sup>, T. Lenz<sup>am</sup>, C. Li<sup>au</sup>, C. Li<sup>ay</sup>, C.H. Li<sup>aq</sup>, Cheng Li<sup>bx, bi</sup>, D.M. Li<sup>ck</sup>, F. Li<sup>a, bi</sup>, G. Li<sup>a</sup>, H. Li<sup>bx, bi</sup>, H.B. Li<sup>a, bp</sup>, H.J. Li<sup>t</sup>, H.N. Li<sup>bg, 9</sup>, Hui Li<sup>au</sup>, J.R. Li<sup>bl</sup>, J.S. Li<sup>bj</sup>, J.W. Li<sup>ba</sup>, Ke Li<sup>a</sup>, L.J. Li<sup>a, bp</sup>, L.K. Li<sup>a</sup>, Lei Li<sup>c</sup>, M.H. Li<sup>au</sup>, P.R. Li<sup>ap, 10, 11</sup>, S.X. Li<sup>l</sup>, T. Li<sup>ba</sup>, W.D. Li<sup>a, bp</sup>, W.G. Li<sup>a</sup>, X.H. Li<sup>bx, bi</sup>, X.L. Li<sup>ba</sup>, Xiaoyu Li<sup>a, bp</sup>, Y.G. Li<sup>ax, 7</sup>, Z.J. Li<sup>bj</sup>, Z.X. Li<sup>p</sup>, Z.Y. Li<sup>bj</sup>, C. Liang<sup>at</sup>, H. Liang<sup>bx, bi</sup>, H. Liang<sup>a, bp</sup>, H. Liang<sup>al</sup>, Y.F. Liang<sup>be</sup>, Y.T. Liang<sup>ai, bp</sup>, G.R. Liao<sup>o</sup>, L.Z. Liao<sup>ba</sup>, J. Libby<sup>z</sup>, A. Limphirat<sup>bk</sup>, D.X. Lin<sup>ai, bp</sup>, T. Lin<sup>a</sup>, B.J. Liu<sup>a</sup>, B.X. Liu<sup>cf</sup>, C. Liu<sup>al</sup>, C.X. Liu<sup>a</sup>, D. Liu<sup>s, bx</sup>, F.H. Liu<sup>bd</sup>, Fang Liu<sup>a</sup>, Feng Liu<sup>f</sup>, G.M. Liu<sup>bg, 9</sup>, H. Liu<sup>ap, 10, 11</sup>, H.B. Liu<sup>p</sup>, H.M. Liu<sup>a, bp</sup>, Huanhuan Liu<sup>a</sup>, Huihui Liu<sup>u</sup>, J.B. Liu<sup>bx, bi</sup>, J.L. Liu<sup>by</sup>, J.Y. Liu<sup>a, bp</sup>, K. Liu<sup>a</sup>, K.Y. Liu<sup>ar</sup>, Ke Liu<sup>v</sup>, L. Liu<sup>bx, bi</sup>, L.C. Liu<sup>au</sup>, Lu Liu<sup>au</sup>, M.H. Liu<sup>l, 6</sup>, P.L. Liu<sup>a</sup>, Q. Liu<sup>bp</sup>, S.B. Liu<sup>bx, bi</sup>, T. Liu<sup>l, 6</sup>, W.K. Liu<sup>au</sup>, W.M. Liu<sup>bx, bi</sup>, X. Liu<sup>ap, 10, 11</sup>, Y. Liu<sup>ap, 10, 11</sup>, Y.B. Liu<sup>au</sup>, Z.A. Liu<sup>a, bi, bp</sup>, Z.Q. Liu<sup>ba</sup>, X.C. Lou<sup>a, bi, bp</sup>, F.X. Lu<sup>bj</sup>, H.J. Lu<sup>w</sup>, J.G. Lu<sup>a, bi</sup>, X.L. Lu<sup>a</sup>, Y. Lu<sup>g</sup>, Y.P. Lu<sup>a, bi</sup>, Z.H. Lu<sup>a, bp</sup>, C.L. Luo<sup>as</sup>, M.X. Luo<sup>cj</sup>, T. Luo<sup>l, 6</sup>, X.L. Luo<sup>a, bi</sup>, X.R. Lyu<sup>bp</sup>, Y.F. Lyu<sup>au</sup>, F.C. Ma<sup>ar</sup>, H.L. Ma<sup>a</sup>, J.L. Ma<sup>a, bp</sup>, L.L. Ma<sup>ba</sup>, M.M. Ma<sup>a, bp</sup>, Q.M. Ma<sup>a</sup>, R.Q. Ma<sup>a, bp</sup>, R.T. Ma<sup>bp</sup>, X.Y. Ma<sup>a, bi</sup>, Y. Ma<sup>ax, 7</sup>, F.E. Maas<sup>s</sup>, M. Maggiora<sup>ca, cb, cd</sup>, S. Maldaner<sup>d</sup>, S. Malde<sup>bv</sup>, A. Mangoni<sup>ad</sup>, Y.J. Mao<sup>ax, 7</sup>, Z.P. Mao<sup>a</sup>, S. Marcello<sup>ca, cb, cd</sup>, Z.X. Meng<sup>bs</sup>, J.G. Messchendorp<sup>n, bq</sup>, G. Mezzadri<sup>ag</sup>, H. Miao<sup>a, bp</sup>, T.J. Min<sup>at</sup>, R.E. Mitchell<sup>aa</sup>, X.H. Mo<sup>a, bi, bp</sup>, N.Yu. Muchnoi<sup>m, 2</sup>, Y. Nefedov<sup>an</sup>, F. Nerling<sup>s, 4</sup>, I.B. Nikolaev<sup>m, 2</sup>, Z. Ning<sup>a, bi</sup>, S. Nisar<sup>k, 12</sup>, Y. Niu<sup>ba</sup>, S.L. Olsen<sup>bp</sup>, Q. Ouyang<sup>a, bi, bp</sup>, S. Pacetti<sup>ad, ae</sup>, X. Pan<sup>bf</sup>, Y. Pan<sup>bh</sup>, A. Pathak<sup>al</sup>, Y.P. Pei<sup>bx, bi</sup>, M. Pelizaeus<sup>d</sup>, H.P. Peng<sup>bx, bi</sup>, K. Peters<sup>n, 4</sup>, J.L. Ping<sup>as</sup>, R.G. Ping<sup>a, bp</sup>, S. Plura<sup>am</sup>, S. Pogodin<sup>an</sup>, V. Prasad<sup>ak</sup>, F.Z. Qi<sup>a</sup>, H. Qi<sup>bx, bi</sup>, H.R. Qi<sup>bl</sup>, M. Qi<sup>at</sup>, T.Y. Qi<sup>l, 6</sup>, S. Qian<sup>a, bi</sup>, W.B. Qian<sup>bp</sup>, C.F. Qiao<sup>bp</sup>, J.J. Qin<sup>by</sup>, L.Q. Qin<sup>o</sup>, X.P. Qin<sup>l, 6</sup>, X.S. Qin<sup>ba</sup>, Z.H. Qin<sup>a, bi</sup>, J.F. Qiu<sup>a</sup>, S.Q. Qu<sup>bl</sup>, C.F. Redmer<sup>am</sup>, K.J. Ren<sup>aq</sup>, A. Rivetti<sup>cd</sup>, V. Rodin<sup>bq</sup>, M. Rolo<sup>cd</sup>, G. Rong<sup>a, bp</sup>, Ch. Rosner<sup>s</sup>, S.N. Ruan<sup>au</sup>, N. Salone<sup>av</sup>, A. Sarantsev<sup>an, 3</sup>, Y. Schelhaas<sup>am</sup>, K. Schoenning<sup>ce</sup>, M. Scodreggio<sup>ag, ah</sup>, K.Y. Shan<sup>l, 6</sup>, W. Shan<sup>x</sup>, X.Y. Shan<sup>bx, bi</sup>, J.F. Shanguan<sup>bf</sup>, L.G. Shao<sup>a, bp</sup>, M. Shao<sup>bx, bi</sup>, C.P. Shen<sup>l, 6</sup>, H.F. Shen<sup>a, bp</sup>, W.H. Shen<sup>bp</sup>, X.Y. Shen<sup>a, bp</sup>, B.A. Shi<sup>bp</sup>, H.C. Shi<sup>bx, bi</sup>, J.L. Shi<sup>l</sup>, J.Y. Shi<sup>a</sup>, Q.Q. Shi<sup>bf</sup>, R.S. Shi<sup>a, bp</sup>, X. Shi<sup>a, bi</sup>, J.J. Song<sup>t</sup>, T.Z. Song<sup>bj</sup>, W.M. Song<sup>al, a</sup>, Y.J. Song<sup>l</sup>, Y.X. Song<sup>ax, 7</sup>, S. Sosio<sup>ca, cb, cd</sup>, S. Spataro<sup>ca, cb, cd</sup>, F. Stieler<sup>am</sup>, Y.J. Su<sup>bp</sup>, G.B. Sun<sup>cf</sup>, G.X. Sun<sup>a</sup>, H. Sun<sup>bp</sup>, H.K. Sun<sup>a</sup>, J.F. Sun<sup>t</sup>, K. Sun<sup>bl</sup>, L. Sun<sup>cf</sup>, S.S. Sun<sup>a, bp</sup>, T. Sun<sup>a, bp</sup>, W.Y. Sun<sup>al</sup>, Y. Sun<sup>i</sup>, Y.J. Sun<sup>bx, bi</sup>, Y.Z. Sun<sup>a</sup>, Z.T. Sun<sup>ba</sup>, Y.X. Tan<sup>bx, bi</sup>, C.J. Tang<sup>be</sup>, G.Y. Tang<sup>a</sup>, J. Tang<sup>bj</sup>, Y.A. Tang<sup>cf</sup>, L.Y. Tao<sup>by</sup>, Q.T. Tao<sup>y, 8</sup>, M. Tat<sup>bv</sup>, J.X. Teng<sup>bx, bi</sup>, V. Thoren<sup>ce</sup>, W.H. Tian<sup>bj</sup>, W.H. Tian<sup>bc</sup>, Y. Tian<sup>ai, bp</sup>, Z.F. Tian<sup>cf</sup>, I. Uman<sup>bo</sup>, B. Wang<sup>a</sup>, B.L. Wang<sup>bp</sup>, Bo Wang<sup>bx, bi</sup>, C.W. Wang<sup>at</sup>, D.Y. Wang<sup>ax, 7</sup>, F. Wang<sup>by</sup>, H.J. Wang<sup>ap, 10, 11</sup>, H.P. Wang<sup>a, bp</sup>, K. Wang<sup>a, bi</sup>, L.L. Wang<sup>a</sup>, M. Wang<sup>ba</sup>, Meng Wang<sup>a, bp</sup>, S. Wang<sup>l, 6</sup>, S. Wang<sup>ap, 10, 11</sup>, T. Wang<sup>l, 6</sup>, T.J. Wang<sup>au</sup>, W. Wang<sup>by</sup>, W. Wang<sup>bj</sup>, W.H. Wang<sup>cf</sup>, W.P. Wang<sup>bx, bi</sup>, X. Wang<sup>ax, 7</sup>, X.F. Wang<sup>ap, 10, 11</sup>, X.J. Wang<sup>aq</sup>, X.L. Wang<sup>l, 6</sup>, Y. Wang<sup>bl</sup>, Y.D. Wang<sup>aw</sup>, Y.F. Wang<sup>a, bi, bp</sup>, Y.H. Wang<sup>ay</sup>, Y.N. Wang<sup>aw</sup>, Y.Q. Wang<sup>a</sup>, Yaqian Wang<sup>r, a</sup>, Yi Wang<sup>bl</sup>, Z. Wang<sup>a, bi</sup>, Z.L. Wang<sup>by</sup>, Z.Y. Wang<sup>a, bp</sup>, Ziyi Wang<sup>bp</sup>, D. Wei<sup>bw</sup>, D.H. Wei<sup>o</sup>, F. Weidner<sup>bu</sup>, S.P. Wen<sup>a</sup>, C.W. Wenzel<sup>d</sup>, U. Wiedner<sup>d</sup>, G. Wilkinson<sup>bv</sup>, M. Wolke<sup>ce</sup>, L. Wollenberg<sup>d</sup>, C. Wu<sup>aq</sup>, J.F. Wu<sup>a, bp</sup>, L.H. Wu<sup>a</sup>, L.J. Wu<sup>a, bp</sup>, X. Wu<sup>l, 6</sup>, X.H. Wu<sup>al</sup>, Y. Wu<sup>bx</sup>, Y.J. Wu<sup>ai</sup>, Z. Wu<sup>a, bi</sup>, L. Xia<sup>bx, bi</sup>, X.M. Xian<sup>aq</sup>, T. Xiang<sup>ax, 7</sup>, D. Xiao<sup>ap, 10, 11</sup>, G.Y. Xiao<sup>at</sup>, H. Xiao<sup>l, 6</sup>, S.Y. Xiao<sup>a</sup>, Y.L. Xiao<sup>l, 6</sup>, Z.J. Xiao<sup>as</sup>, C. Xie<sup>at</sup>, X.H. Xie<sup>ax, 7</sup>, Y. Xie<sup>ba</sup>, Y.G. Xie<sup>a, bi</sup>, Y.H. Xie<sup>f</sup>, Z.P. Xie<sup>bx, bi</sup>, T.Y. Xing<sup>a, bp</sup>, C.F. Xu<sup>a, bp</sup>, C.J. Xu<sup>bj</sup>, G.F. Xu<sup>a</sup>, H.Y. Xu<sup>bs</sup>, Q.J. Xu<sup>q</sup>, W.L. Xu<sup>bs</sup>, X.P. Xu<sup>bf</sup>, Y.C. Xu<sup>ch</sup>, Z.P. Xu<sup>at</sup>, F. Yan<sup>l, 6</sup>, L. Yan<sup>l, 6</sup>, W.B. Yan<sup>bx, bi</sup>, W.C. Yan<sup>ck</sup>, X.Q. Yan<sup>a</sup>, H.J. Yang<sup>bb, 5</sup>, H.L. Yang<sup>al</sup>, H.X. Yang<sup>a</sup>, Tao Yang<sup>a</sup>, Y. Yang<sup>l, 6</sup>, Y.F. Yang<sup>au</sup>, Y.X. Yang<sup>a, bp</sup>, Yifan Yang<sup>a, bp</sup>, Z.W. Yang<sup>ap, 10, 11</sup>, M. Ye<sup>a, bi</sup>, M.H. Ye<sup>h</sup>, J.H. Yin<sup>a</sup>, Z.Y. You<sup>bj</sup>, B.X. Yu<sup>a, bi, bp</sup>, C.X. Yu<sup>au</sup>, G. Yu<sup>a, bp</sup>, T. Yu<sup>by</sup>, X.D. Yu<sup>ax, 7</sup>, C.Z. Yuan<sup>a, bp</sup>, L. Yuan<sup>b</sup>, S.C. Yuan<sup>a</sup>, X.Q. Yuan<sup>a</sup>, Y. Yuan<sup>a, bp</sup>, Z.Y. Yuan<sup>bj</sup>, C.X. Yue<sup>aq</sup>, A.A. Zafar<sup>bz</sup>, F.R. Zeng<sup>ba</sup>, X. Zeng<sup>l, 6</sup>, Y. Zeng<sup>y, 8</sup>, Y.J. Zeng<sup>a, bp</sup>, X.Y. Zhai<sup>al</sup>, Y.H. Zhan<sup>bj</sup>, A.Q. Zhang<sup>a, bp</sup>, B.L. Zhang<sup>a, bp</sup>, B.X. Zhang<sup>a</sup>, D.H. Zhang<sup>au</sup>, G.Y. Zhang<sup>t</sup>, H. Zhang<sup>bx</sup>, H.H. Zhang<sup>bj</sup>,

H.H. Zhang<sup>al</sup>, H.Q. Zhang<sup>a,bi,bp</sup>, H.Y. Zhang<sup>a,bi</sup>, J.J. Zhang<sup>bc</sup>, J.L. Zhang<sup>cg</sup>, J.Q. Zhang<sup>as</sup>,  
 J.W. Zhang<sup>a,bi,bp</sup>, J.X. Zhang<sup>ap,10,11</sup>, J.Y. Zhang<sup>a</sup>, J.Z. Zhang<sup>a,bp</sup>, Jiawei Zhang<sup>a,bp</sup>,  
 L.M. Zhang<sup>bl</sup>, L.Q. Zhang<sup>bj</sup>, Lei Zhang<sup>at</sup>, P. Zhang<sup>a</sup>, Q.Y. Zhang<sup>aq,ck</sup>, Shuihan Zhang<sup>a,bp</sup>,  
 Shulei Zhang<sup>y,8</sup>, X.D. Zhang<sup>aw</sup>, X.M. Zhang<sup>a</sup>, X.Y. Zhang<sup>bf</sup>, X.Y. Zhang<sup>ba</sup>, Y. Zhang<sup>bv</sup>,  
 Y.T. Zhang<sup>ck</sup>, Y.H. Zhang<sup>a,bi</sup>, Yan Zhang<sup>bx,bi</sup>, Yao Zhang<sup>a</sup>, Z.H. Zhang<sup>a</sup>, Z.L. Zhang<sup>al</sup>,  
 Z.Y. Zhang<sup>cf</sup>, Z.Y. Zhang<sup>au</sup>, G. Zhao<sup>a</sup>, J. Zhao<sup>aq</sup>, J.Y. Zhao<sup>a,bp</sup>, J.Z. Zhao<sup>a,bi</sup>, Lei Zhao<sup>bx,bi</sup>,  
 Ling Zhao<sup>a</sup>, M.G. Zhao<sup>au</sup>, S.J. Zhao<sup>ck</sup>, Y.B. Zhao<sup>a,bi</sup>, Y.X. Zhao<sup>ai,bp</sup>, Z.G. Zhao<sup>bx,bi</sup>,  
 A. Zhemchugov<sup>an,1</sup>, B. Zheng<sup>by</sup>, J.P. Zheng<sup>a,bi</sup>, W.J. Zheng<sup>a,bp</sup>, Y.H. Zheng<sup>bp</sup>, B. Zhong<sup>as</sup>,  
 X. Zhong<sup>bj</sup>, H. Zhou<sup>ba</sup>, L.P. Zhou<sup>a,bp</sup>, X. Zhou<sup>cf</sup>, X.K. Zhou<sup>f</sup>, X.R. Zhou<sup>bx,bi</sup>, X.Y. Zhou<sup>aq</sup>,  
 Y.Z. Zhou<sup>l,6</sup>, J. Zhu<sup>au</sup>, K. Zhu<sup>a</sup>, K.J. Zhu<sup>a,bi,bp</sup>, L. Zhu<sup>al</sup>, L.X. Zhu<sup>bp</sup>, S.H. Zhu<sup>bw</sup>, S.Q. Zhu<sup>at</sup>,  
 T.J. Zhu<sup>l,6</sup>, W.J. Zhu<sup>l,6</sup>, Y.C. Zhu<sup>bx,bi</sup>, Z.A. Zhu<sup>a,bp</sup>, J.H. Zou<sup>a</sup>, J. Zu<sup>bx,bi</sup>

<sup>a</sup> Institute of High Energy Physics, Beijing 100049, People's Republic of China

<sup>b</sup> Beihang University, Beijing 100191, People's Republic of China

<sup>c</sup> Beijing Institute of Petrochemical Technology, Beijing 102617, People's Republic of China

<sup>d</sup> Bochum Ruhr-University, D-44780 Bochum, Germany

<sup>e</sup> Carnegie Mellon University, Pittsburgh, PA 15213, USA

<sup>f</sup> Central China Normal University, Wuhan 430079, People's Republic of China

<sup>g</sup> Central South University, Changsha 410083, People's Republic of China

<sup>h</sup> China Center of Advanced Science and Technology, Beijing 100190, People's Republic of China

<sup>i</sup> China University of Geosciences, Wuhan 430074, People's Republic of China

<sup>j</sup> Chung-Ang University, Seoul, 06974, Republic of Korea

<sup>k</sup> COMSATS University Islamabad, Lahore Campus, Defence Road, Off Raiwind Road, 54000 Lahore, Pakistan

<sup>l</sup> Fudan University, Shanghai 200433, People's Republic of China

<sup>m</sup> G.I. Budker Institute of Nuclear Physics SB RAS (BINP), Novosibirsk 630090, Russia

<sup>n</sup> GSI Helmholtzcentre for Heavy Ion Research GmbH, D-64291 Darmstadt, Germany

<sup>o</sup> Guangxi Normal University, Guilin 541004, People's Republic of China

<sup>p</sup> Guangxi University, Nanning 530004, People's Republic of China

<sup>q</sup> Hangzhou Normal University, Hangzhou 310036, People's Republic of China

<sup>r</sup> Hebei University, Baoding 071002, People's Republic of China

<sup>s</sup> Helmholtz Institute Mainz, Staudinger Weg 18, D-55099 Mainz, Germany

<sup>t</sup> Henan Normal University, Xinxiang 453007, People's Republic of China

<sup>u</sup> Henan University of Science and Technology, Luoyang 471003, People's Republic of China

<sup>v</sup> Henan University of Technology, Zhengzhou 450001, People's Republic of China

<sup>w</sup> Huangshan College, Huangshan 245000, People's Republic of China

<sup>x</sup> Hunan Normal University, Changsha 410081, People's Republic of China

<sup>y</sup> Hunan University, Changsha 410082, People's Republic of China

<sup>z</sup> Indian Institute of Technology Madras, Chennai 600036, India

<sup>aa</sup> Indiana University, Bloomington, IN 47405, USA

<sup>ab</sup> INFN Laboratori Nazionali di Frascati, Italy

<sup>ac</sup> INFN Laboratori Nazionali di Frascati, I-00044, Frascati, Italy

<sup>ad</sup> INFN Sezione di Perugia, I-06100, Perugia, Italy

<sup>ae</sup> University of Perugia, I-06100, Perugia, Italy

<sup>af</sup> INFN Sezione di Ferrara, Italy

<sup>ag</sup> INFN Sezione di Ferrara, I-44122, Ferrara, Italy

<sup>ah</sup> University of Ferrara, I-44122, Ferrara, Italy

<sup>ai</sup> Institute of Modern Physics, Lanzhou 730000, People's Republic of China

<sup>aj</sup> Institute of Physics and Technology, Peace Avenue 54B, Ulaanbaatar 13330, Mongolia

<sup>ak</sup> Instituto de Alta Investigación, Universidad de Tarapacá, Casilla 7D, Arica, Chile

<sup>al</sup> Jilin University, Changchun 130012, People's Republic of China

<sup>am</sup> Johannes Gutenberg University of Mainz, Johann-Joachim-Becher-Weg 45, D-55099 Mainz, Germany

<sup>an</sup> Joint Institute for Nuclear Research, 141980 Dubna, Moscow region, Russia

<sup>ao</sup> Justus-Liebig-Universität Giessen, II. Physikalisches Institut, Heinrich-Buff-Ring 16, D-35392 Giessen, Germany

<sup>ap</sup> Lanzhou University, Lanzhou 730000, People's Republic of China

<sup>aq</sup> Liaoning Normal University, Dalian 116029, People's Republic of China

<sup>ar</sup> Liaoning University, Shenyang 110036, People's Republic of China

<sup>as</sup> Nanjing Normal University, Nanjing 210023, People's Republic of China

<sup>at</sup> Nanjing University, Nanjing 210093, People's Republic of China

<sup>au</sup> Nankai University, Tianjin 300071, People's Republic of China

<sup>av</sup> National Centre for Nuclear Research, Warsaw 02-093, Poland

<sup>aw</sup> North China Electric Power University, Beijing 102206, People's Republic of China

<sup>ax</sup> Peking University, Beijing 100871, People's Republic of China

<sup>ay</sup> Qufu Normal University, Qufu 273165, People's Republic of China

<sup>az</sup> Shandong Normal University, Jinan 250014, People's Republic of China

<sup>ba</sup> Shandong University, Jinan 250100, People's Republic of China

<sup>bb</sup> Shanghai Jiao Tong University, Shanghai 200240, People's Republic of China

<sup>bc</sup> Shanxi Normal University, Linfen 041004, People's Republic of China

<sup>bd</sup> Shanxi University, Taiyuan 030006, People's Republic of China

<sup>be</sup> Sichuan University, Chengdu 610064, People's Republic of China

<sup>bf</sup> Soochow University, Suzhou 215006, People's Republic of China

<sup>bg</sup> South China Normal University, Guangzhou 510006, People's Republic of China

<sup>bh</sup> Southeast University, Nanjing 211100, People's Republic of China

<sup>bi</sup> State Key Laboratory of Particle Detection and Electronics, Beijing 100049, Hefei 230026, People's Republic of China

<sup>bj</sup> Sun Yat-Sen University, Guangzhou 510275, People's Republic of China

<sup>bk</sup> Suranaree University of Technology, University Avenue 111, Nakhon Ratchasima 30000, Thailand

- <sup>bl</sup> Tsinghua University, Beijing 100084, People's Republic of China  
<sup>bm</sup> Turkish Accelerator Center Particle Factory Group, Turkey  
<sup>bn</sup> Istinye University, 34010, Istanbul, Turkey  
<sup>bo</sup> Near East University, Nicosia, North Cyprus, 99138, Mersin 10, Turkey  
<sup>bp</sup> University of Chinese Academy of Sciences, Beijing 100049, People's Republic of China  
<sup>bq</sup> University of Groningen, NL-9747 AA Groningen, the Netherlands  
<sup>br</sup> University of Hawaii, Honolulu, HI 96822, USA  
<sup>bs</sup> University of Jinan, Jinan 250022, People's Republic of China  
<sup>bt</sup> University of Manchester, Oxford Road, Manchester, M13 9PL, United Kingdom  
<sup>bu</sup> University of Muenster, Wilhelm-Klemm-Strasse 9, 48149 Muenster, Germany  
<sup>bv</sup> University of Oxford, Keble Road, Oxford OX13RH, United Kingdom  
<sup>bw</sup> University of Science and Technology Liaoning, Anshan 114051, People's Republic of China  
<sup>bx</sup> University of Science and Technology of China, Hefei 230026, People's Republic of China  
<sup>by</sup> University of South China, Hengyang 421001, People's Republic of China  
<sup>bz</sup> University of the Punjab, Lahore-54590, Pakistan  
<sup>ca</sup> University of Turin and INFN, Italy  
<sup>cb</sup> University of Turin, I-10125, Turin, Italy  
<sup>cc</sup> University of Eastern Piedmont, I-15121, Alessandria, Italy  
<sup>cd</sup> INFN, I-10125, Turin, Italy  
<sup>ce</sup> Uppsala University, Box 516, SE-75120 Uppsala, Sweden  
<sup>cf</sup> Wuhan University, Wuhan 430072, People's Republic of China  
<sup>cg</sup> Xinyang Normal University, Xinyang 464000, People's Republic of China  
<sup>ch</sup> Yantai University, Yantai 264005, People's Republic of China  
<sup>ci</sup> Yunnan University, Kunming 650500, People's Republic of China  
<sup>cj</sup> Zhejiang University, Hangzhou 310027, People's Republic of China  
<sup>ck</sup> Zhengzhou University, Zhengzhou 450001, People's Republic of China

## ARTICLE INFO

## Article history:

Received 15 February 2023

Received in revised form 13 April 2023

Accepted 1 June 2023

Available online 7 June 2023

Editor: M. Pierini

## Keywords:

BESIII

 $\Lambda_c^+$  baryon

Semi-leptonic decays

Branching fractions

## ABSTRACT

We search for the semi-leptonic decays  $\Lambda_c^+ \rightarrow \Lambda \pi^+ \pi^- e^+ \nu_e$  and  $\Lambda_c^+ \rightarrow p K_S^0 \pi^- e^+ \nu_e$  in a sample of  $4.5 \text{ fb}^{-1}$  of  $e^+e^-$  annihilation data collected in the center-of-mass energy region between 4.600 GeV and 4.699 GeV by the BESIII detector at the BEPCII. No significant signals are observed, and the upper limits on the decay branching fractions are set to be  $\mathcal{B}(\Lambda_c^+ \rightarrow \Lambda \pi^+ \pi^- e^+ \nu_e) < 3.9 \times 10^{-4}$  and  $\mathcal{B}(\Lambda_c^+ \rightarrow p K_S^0 \pi^- e^+ \nu_e) < 3.3 \times 10^{-4}$  at the 90% confidence level, respectively.

© 2023 The Author(s). Published by Elsevier B.V. This is an open access article under the CC BY license (<http://creativecommons.org/licenses/by/4.0/>). Funded by SCOAP<sup>3</sup>.

## 1. Introduction

The study of  $\Lambda_c^+$  semi-leptonic (SL) decays provides valuable information about weak and strong interactions in baryons containing a heavy quark. According to Fermi's Golden Rule, the decay rate depends on the product of kinematic phase space (PHSP) and dynamic amplitude. The dynamic amplitude in  $\Lambda_c^+$  SL decays is much simpler than in non-leptonic decays, and can be factorized into a hadronic term, leptonic term and weak quark-mixing Cabibbo-Kobayashi-Maskawa matrix element [1]. The hadronic current describes the weak transition of the charm quark to a light quark, and the leptonic current describes the coupling to the charged-lepton-neutrino pair. In principle, the leptonic current can be precisely calculated, in contrast to the hadronic current, which suffers from difficulties due to the strong interaction [2], and can be parameterized by form factors. Recently, the first measurement of  $\Lambda_c^+ \rightarrow \Lambda$  form factors from the BESIII Collaboration [3] shows large discrepancies with the lattice Quantum Chromodynamics (LQCD) calculation [4], which attracts wide attention.

In Ref. [3], improved measurement of the absolute branching fraction (BF)  $\mathcal{B}(\Lambda_c^+ \rightarrow \Lambda e^+ \nu_e) = (3.56 \pm 0.11_{\text{stat.}} \pm 0.07_{\text{syst.}})\%$  was also reported. Comparing this result with the BF of  $\Lambda_c^+$  inclusive SL decay  $\mathcal{B}(\Lambda_c^+ \rightarrow X e^+ \nu_e) = (3.95 \pm 0.34_{\text{stat.}} \pm 0.09_{\text{syst.}})\%$  [5] indicates that there is still potential room for other exclusive SL decays of the order of  $10^{-4}$  to  $10^{-3}$ . Ref. [6] suggests these other decay modes could be from  $\Lambda_c^+$  decays to excited states such as  $\Lambda(1405)$  and  $\Lambda(1520)$  or continuum  $\Sigma\pi$  and  $NK$  contributions. Recently, BESIII presented the first observation of the SL decay

Table 1

The BFs for  $\Lambda_c^+ \rightarrow \Lambda^* e^+ \nu_e$  predicted by different theoretical models, in units of  $10^{-4}$ .

$\Lambda^*$ state	CQM [8]	NRQM [9]	LFQM [10]	LQCD [11]
$\Lambda(1520)$	10.00	5.94	---	$5.12 \pm 0.82$
$\Lambda(1600)$	4.00	1.26	$(0.7 \pm 0.2)$	---
$\Lambda(1890)$	---	$3.16 \times 10^{-2}$	---	---
$\Lambda(1820)$	---	$1.32 \times 10^{-2}$	---	---

$\Lambda_c^+ \rightarrow p K^- e^+ \nu_e$  [7], in which evidence for  $\Lambda_c^+ \rightarrow \Lambda(1520) e^+ \nu_e$  is reported with a BF of  $(1.02 \pm 0.52_{\text{stat.}} \pm 0.11_{\text{syst.}}) \times 10^{-3}$  and a combined statistical and systematic significance of  $3.3\sigma$ . This result stimulates further research on  $\Lambda_c^+$  SL decays into various excited  $\Lambda^*$  baryons. Over the years, many theoretical calculations concerning  $\Lambda_c^+ \rightarrow \Lambda^*$  form factors and BFs based on constituent quark model (CQM) [8], nonrelativistic quark model (NRQM) [9], light-front quark model (LFQM) [10] and LQCD [11] have been performed; their results for the BF of  $\Lambda_c^+ \rightarrow \Lambda^* e^+ \nu_e$  are shown in Table 1. Searching for  $\Lambda_c^+$  SL decays which may contribute to these excited  $\Lambda^*$  baryons is important for testing and constraining these theoretical calculations.

In this paper, we search for the SL decays  $\Lambda_c^+ \rightarrow \Lambda \pi^+ \pi^- e^+ \nu_e$  and  $\Lambda_c^+ \rightarrow p K_S^0 \pi^- e^+ \nu_e$ , with the final state of  $p \pi^+ \pi^- \pi^- e^+ \nu_e$ , based on  $4.5 \text{ fb}^{-1}$  of  $e^+e^-$  annihilation data collected at the center-of-mass system (CMS) energies  $\sqrt{s} = 4.600, 4.612, 4.628, 4.641, 4.661, 4.682, \text{ and } 4.699 \text{ GeV}$  [12–15] by the BESIII detector at

the BEPCII collider. Throughout this paper, charge-conjugate modes are implied.

## 2. BESIII experiment and Monte Carlo simulation

The BESIII detector [16] records symmetric  $e^+e^-$  collisions provided by the BEPCII storage ring [17] in the CMS energy range from 2.0 to 4.95 GeV, with a peak luminosity of  $1 \times 10^{33} \text{ cm}^{-2}\text{s}^{-1}$  achieved at  $\sqrt{s} = 3.77$  GeV. The cylindrical core of the BESIII detector covers 93% of the full solid angle and consists of a helium-based multilayer drift chamber (MDC), a plastic scintillator time-of-flight system (TOF), and a CsI(Tl) electromagnetic calorimeter (EMC), which are all enclosed in a superconducting solenoidal magnet providing a 1.0T magnetic field [18]. The solenoid is supported by an octagonal flux-return yoke with resistive plate counter muon identification modules interleaved with steel. The charged-particle momentum resolution at 1 GeV/c is 0.5%, and the specific ionization energy loss  $dE/dx$  resolution is 6% for electrons from Bhabha scattering. The EMC measures photon energies with a resolution of 2.5% (5%) at 1 GeV in the barrel (end-cap) region. The time resolution in the TOF barrel region is 68 ps, while that in the end-cap region is 110 ps. The end-cap TOF system was upgraded in 2015 using multi-gap resistive plate chamber technology, providing a time resolution of 60 ps [19].

Simulated data samples are produced with a GEANT4-based [20] Monte Carlo (MC) package, which includes the geometric description of the BESIII detector [21,22] and the detector response. The simulation models the beam-energy spread and initial-state radiation (ISR) in the  $e^+e^-$  annihilations with the generator KKMC [23]. The final-state radiation (FSR) from charged final-state particles is incorporated using PHOTOS [24].

The inclusive MC sample includes the production of  $\Lambda_c^+\bar{\Lambda}_c^-$  pairs, and open-charm mesons, ISR production of vector charmonium(-like) states, and continuum processes which are incorporated in KKMC [23,25]. Known decay modes are modeled with EVTGEN [26,27] using the BFs taken from the Particle Data Group (PDG) [28]. The signal decay modes  $\Lambda_c^+ \rightarrow \Lambda\pi^+\pi^-e^+\nu_e$  and  $\Lambda_c^+ \rightarrow pK_S^0\pi^-e^+\nu_e$  are not included in the inclusive MC sample. The remaining unknown charmonium decays are modeled with LUNDCHARM [29,30]. The inclusive MC sample is used to study background contributions and to optimize event selection criteria.

The  $e^+e^- \rightarrow \Lambda_c^+\bar{\Lambda}_c^-$  signal MC sample are generated to estimate the detection efficiencies, in which the  $\Lambda_c^+$  decays through signal modes while the other  $\bar{\Lambda}_c^-$  decays through 12 single-tag (ST) modes as described below. In the baseline analysis, all  $\Lambda\pi^+\pi^-$  combinations are assumed to be from the  $\Lambda(1520)$  resonance. The SL decay of  $\Lambda_c^+ \rightarrow \Lambda(1520)e^+\nu_e$  is simulated based on the heavy-quark effective-theory (HQET) model [9], while the decay of  $\Lambda(1520) \rightarrow \Lambda\pi^+\pi^-$  is simulated with the uniformly distributed PHSP model. The SL decay  $\Lambda_c^+ \rightarrow pK_S^0\pi^-e^+\nu_e$  is simulated by using the PHSP model. For two-body  $\bar{\Lambda}_c^-$  ST modes, the angular distributions are described with the transverse polarization and decay asymmetry parameters of the  $\Lambda_c^+$  and its daughter baryons [31]. For three-body and four-body  $\bar{\Lambda}_c^-$  ST modes, the intermediate states are modeled according to individual internal partial-wave analysis models.

## 3. Event selection

At the CMS energy region between  $\sqrt{s} = 4.600$  GeV and 4.699 GeV, the  $\Lambda_c^+\bar{\Lambda}_c^-$  pair is produced in the electron-positron annihilation without additional hadron companions. Since the neutrinos in the signal decays can not be detected by the BESIII detector, we use the double tag (DT) technique which was first applied by the Mark III Collaboration [32].

The ST sample consists of events in which the  $\bar{\Lambda}_c^-$  baryon is reconstructed with any of the following 12 exclusive hadronic decay modes:  $\bar{\Lambda}_c^- \rightarrow \bar{p}K_S^0$ ,  $\bar{p}K^+\pi^-$ ,  $\bar{p}K_S^0\pi^0$ ,  $\bar{p}K_S^0\pi^-\pi^+$ ,  $\bar{p}K^+\pi^-\pi^0$ ,  $\bar{\Lambda}\pi^-$ ,  $\bar{\Lambda}\pi^-\pi^0$ ,  $\bar{\Lambda}\pi^-\pi^+\pi^-$ ,  $\bar{\Sigma}^0\pi^-$ ,  $\bar{\Sigma}^-\pi^0$ ,  $\bar{\Sigma}^-\pi^-\pi^+$  and  $\bar{p}\pi^-\pi^+$ , which are the same as those considered in Ref. [33]. The DT sample is formed of those events in the ST sample that also contain candidates for the  $\Lambda_c^+ \rightarrow \Lambda\pi^+\pi^-e^+\nu_e$  and  $\Lambda_c^+ \rightarrow pK_S^0\pi^-e^+\nu_e$  decays. The BF of the signal mode  $s$  ( $s = \Lambda\pi\pi$  corresponds to  $\Lambda_c^+ \rightarrow \Lambda\pi^+\pi^-e^+\nu_e$  and  $s = pK_S^0\pi$  corresponds to  $\Lambda_c^+ \rightarrow pK_S^0\pi^-e^+\nu_e$ ) is determined by

$$\mathcal{B}_s = \frac{N_s^{\text{DT}}}{\sum_i N_i^{\text{ST}} \cdot \varepsilon_{s,i}^{\text{DT}} / \varepsilon_i^{\text{ST}} \cdot \mathcal{B}_s^{\text{inter}}} = \frac{N_s^{\text{DT}}}{N^{\text{ST}} \cdot \varepsilon_s^{\text{sig}} \cdot \mathcal{B}_s^{\text{inter}}}, \quad (1)$$

where  $N_s^{\text{DT}}$  is the DT signal yield of the signal-mode  $s$ ,  $N_i^{\text{ST}}$  is the ST event yield of tag-mode  $i$ ,  $\varepsilon_i^{\text{ST}}$  is the efficiency of detecting a tag-mode  $i$  candidate,  $\varepsilon_{s,i}^{\text{DT}}$  is the efficiency of simultaneously detecting the tag-mode  $i$  and the signal-mode  $s$  candidate,  $\mathcal{B}_{\Lambda\pi\pi}^{\text{inter}} = \mathcal{B}(\Lambda \rightarrow p\pi^-)$  and  $\mathcal{B}_{pK_S^0\pi}^{\text{inter}} = \mathcal{B}(K_S^0 \rightarrow \pi^+\pi^-)$  are the BFs of the decays of the intermediate states taken from the PDG[28],  $N^{\text{ST}} = \sum_i N_i^{\text{ST}}$  is the total yield of all 12 ST modes in data, and  $\varepsilon_s^{\text{sig}} = \frac{\sum_i N_i^{\text{ST}} \cdot \varepsilon_{s,i}^{\text{DT}} / \varepsilon_i^{\text{ST}}}{\sum_i N_i^{\text{ST}}}$  is the average efficiency of detecting a  $\Lambda_c^+$  decaying into the signal-mode  $s$  in the system recoiling against the ST  $\bar{\Lambda}_c^-$ .

The selection criteria of the ST  $\bar{\Lambda}_c^-$  candidate events follow the previous BESIII analysis [33]. The beam-energy-constrained mass  $M_{\text{BC}} \equiv \sqrt{E_{\text{beam}}^2/c^4 - |\vec{p}|^2/c^2}$  is used to identify the ST  $\bar{\Lambda}_c^-$  candidates, where  $E_{\text{beam}}$  is the average value of the  $e^+$  and  $e^-$  beam energies,  $\vec{p}$  is the total measured  $\bar{\Lambda}_c^-$  momentum in the CMS of the  $e^+e^-$  collision. To improve the signal purity, the energy difference  $\Delta E \equiv E - E_{\text{beam}}$  for the  $\bar{\Lambda}_c^-$  candidate is required to fulfill a mode-dependent  $\Delta E$  requirement. Here,  $E$  is the total reconstructed energy of the  $\bar{\Lambda}_c^-$  candidate in the CMS of the  $e^+e^-$  collision. For each ST mode, if more than one candidate satisfies the above requirements, the one with the minimal  $|\Delta E|$  is retained. The total yield of the 12 ST modes is  $N^{\text{ST}} = 123509 \pm 461$ , where the uncertainty is statistical. Full information about the  $\Delta E$  requirements,  $M_{\text{BC}}$  distributions, signal regions, ST yields, and efficiencies for the various ST modes at each energy point is detailed in Ref. [33].

The signal candidate events for  $\Lambda_c^+ \rightarrow \Lambda\pi^+\pi^-e^+\nu_e$  and  $\Lambda_c^+ \rightarrow pK_S^0\pi^-e^+\nu_e$  are selected with those tracks in the event that are not used to form the ST  $\bar{\Lambda}_c^-$  candidates. The  $\Lambda$  and  $K_S^0$  candidates are reconstructed from  $p\pi^-$  and  $\pi^+\pi^-$  combinations, respectively. Charged tracks are reconstructed in the MDC, and are required to have a polar angle  $\theta$  with respect to the z-axis, defined as the symmetry axis of the MDC, satisfying  $|\cos\theta| < 0.93$ . The distance of closest approach to the interaction point (IP) is required to be less than 10 cm along the z-axis ( $V_z$ ) and less than 1 cm in the perpendicular plane ( $V_r$ ), which are denoted as tight track requirements. Tracks originating from  $K_S^0$  and  $\Lambda$  decays are not subjected to these distance requirements. Instead, they are subjected to the loose track requirements of  $|V_z| < 20$  cm and no restriction on  $V_r$ . To suppress background events, it is required that there are only five charged tracks to be reconstructed in the signal side, which must satisfy loose track requirements.

Particle identification (PID) [34] for charged tracks is implemented using combined information from the flight time measured in the TOF and the  $dE/dx$  measured in the MDC. Charged tracks are identified as protons when they satisfy  $\mathcal{L}(p) > \mathcal{L}(K)$ ,  $\mathcal{L}(p) > \mathcal{L}(\pi)$  and  $\mathcal{L}(p) > 0$ , where  $\mathcal{L}(h)$  is the PID probability for each particle ( $h$ ) hypothesis with  $h = p, \pi, K$ . Charged tracks are identified as pions when they satisfy  $\mathcal{L}(\pi) > \mathcal{L}(K)$  and  $\mathcal{L}(\pi) > 0$ . The energy deposited in the EMC is also consid-

ered when constructing the PID probability for the positron hypothesis,  $\mathcal{L}(e)$ . Charged tracks are identified as positrons when they satisfy  $\mathcal{L}(e) > 0.001$  and a requirement on the PID probability ratio which is  $\mathcal{L}(e)/(\mathcal{L}(e) + \mathcal{L}(\pi) + \mathcal{L}(K)) > 0.99(0.98)$  for  $\Lambda_c^+ \rightarrow \Lambda\pi^+\pi^-e^+\nu_e$  ( $\Lambda_c^+ \rightarrow pK_S^0\pi^-e^+\nu_e$ ). The energy loss due to FSR and bremsstrahlung photon(s) of the positron candidates is partially recovered by adding the showers that are within a  $5^\circ$  cone relative to the track momentum.

Long-lived  $\Lambda$  ( $K_S^0$ ) candidates are reconstructed by combining  $p\pi^-$  ( $\pi^+\pi^-$ ) pairs. Here, a PID requirement is imposed on the proton candidate, but not on the  $\pi$  candidates. A vertex fit is applied to pairs of charged tracks, constraining them to originate from a common decay vertex, and the  $\chi^2$  of this vertex fit is required to be less than 100. The invariant mass of the  $p\pi^-$  ( $\pi^+\pi^-$ ) pair must satisfy  $1.09 < M_{p\pi^-} < 1.14 \text{ GeV}/c^2$  ( $0.490 < M_{\pi^+\pi^-} < 0.504 \text{ GeV}/c^2$ ). Here,  $M_{p\pi^-}$  and  $M_{\pi^+\pi^-}$  are the invariant masses of  $p\pi^-$  and  $\pi^+\pi^-$  pairs, calculated with the common decay-vertex constraint imposed. To further suppress background, we require a positive value of the decay length. These selection criteria are optimized by using the Punzi figure-of-merit (FOM) [35]. The definition of the Punzi FOM is  $\varepsilon/(3/2 + \sqrt{B})$ , where  $\varepsilon$  is the detection efficiency and  $B$  is the number of background events in the inclusive MC sample. If there are more than one  $\Lambda$  ( $K_S^0$ ) or  $e^+$  candidates in an event, the  $\Lambda$  ( $K_S^0$ ) with the largest  $L/\sigma_L$  or the  $e^+$  with the largest  $\mathcal{L}(e)$  is retained to avoid double counting of the DT events.

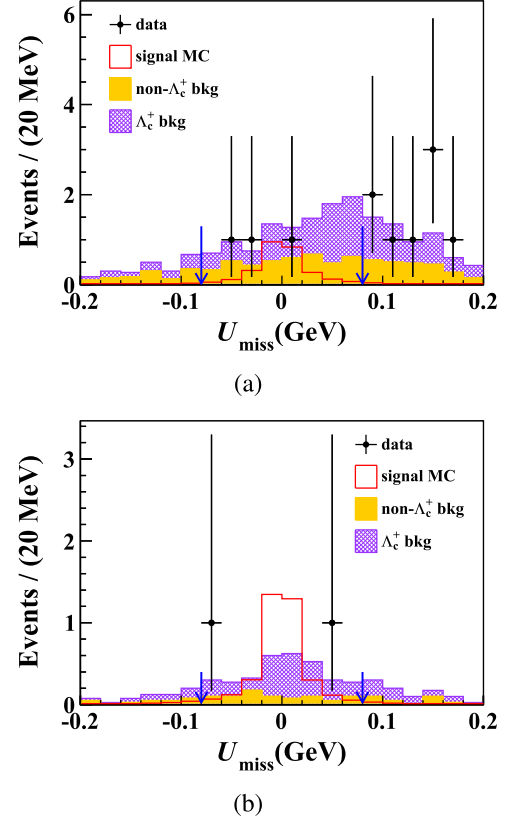
The missing energy and missing momentum carried by undetected neutrinos are denoted by  $E_{\text{miss}}$  and  $\vec{p}_{\text{miss}}$ , which are calculated from  $E_{\text{miss}} = E_{\text{beam}} - E_{\text{SL}}$  and  $\vec{p}_{\text{miss}} = \vec{p}_{\Lambda_c^+} - \vec{p}_{\text{SL}}$  in the initial  $e^+e^-$  rest frame. Here,  $E_{\text{SL}}$  and  $\vec{p}_{\text{SL}}$  are the measured energy and momentum of SL decay products, which are determined as  $E_{\text{SL}} = E_{\Lambda(p)} + E_{\pi^+(K_S^0)} + E_{\pi^-} + E_e$  and  $\vec{p}_{\text{SL}} = \vec{p}_{\Lambda(p)} + \vec{p}_{\pi^+(K_S^0)} + \vec{p}_{\pi^-} + \vec{p}_e$ . The momentum  $\vec{p}_{\Lambda_c^+}$  is given by  $\vec{p}_{\Lambda_c^+} = -\hat{p}_{\text{tag}}\sqrt{E_{\text{beam}}^2/c^2 - m_{\Lambda_c^-}^2}$ , where  $\hat{p}_{\text{tag}}$  is the direction of the momentum of the ST  $\bar{\Lambda}_c^-$  and  $m_{\Lambda_c^-}$  is the known mass of the  $\bar{\Lambda}_c^-$  [28]. If the ST  $\bar{\Lambda}_c^-$  and SL decay products in the signal side are correctly identified, the  $U_{\text{miss}} = E_{\text{miss}} - c|\vec{p}_{\text{miss}}|$  is expected to peak around zero for the signal mode. Signal candidates are required to satisfy  $U_{\text{miss}} \in [-0.08, 0.08] \text{ GeV}$ , which is about three times the resolution evaluated in the simulation.

With the help of a generic event type analysis tool, TopoAna [36], the inclusive MC sample is used to study background events after applying the primary selection criteria described above. In the events of the ST modes  $\bar{\Lambda}_c^- \rightarrow \bar{p}\pi^+\pi^-$  and  $\bar{\Lambda}_c^- \rightarrow \bar{\Sigma}^-\pi^+\pi^-$ , to suppress contamination due to misidentification of pions and positrons, only positrons with a detected energy deposit in the EMC are retained. The background levels of these two modes are the highest among the 12 tag modes due to the random combination of final state particles, and this additional selection allows to enhance the discrimination of the PID. To suppress  $\gamma$ -conversion background events,  $\cos\theta_{e,\pi}$  is required to be less than 0.88(0.92) for  $\Lambda_c^+ \rightarrow \Lambda\pi^+\pi^-e^+\nu_e$  ( $\Lambda_c^+ \rightarrow pK_S^0\pi^-e^+\nu_e$ ), where  $\theta_{e,\pi}$  is the opening angle between the oppositely charged pion and positron. To suppress contamination from  $\Lambda_c^+ \rightarrow \Lambda\pi^+\pi^-\pi^+$  ( $pK_S^0\pi^+\pi^-$ ) decays, the invariant mass  $M_{\Lambda\pi^+\pi^-(e(\pi^+))}$  ( $M_{pK_S^0\pi^-e(\pi^+)}$ ), where  $e(\pi^+)$  denotes that the  $e^+$  mass is replaced by that of the  $\pi^+$  in the calculation, is required to be less than 2.20(2.28)  $\text{GeV}/c^2$ . The remaining dominant background events are from  $\Lambda_c^+ \rightarrow \Lambda\pi^+\omega/\eta$  with  $\omega/\eta \rightarrow \pi^+\pi^-\pi^0$ , and  $\Lambda_c^+ \rightarrow \Sigma^0\pi^+\pi^-\pi^+$  with  $\Sigma^0 \rightarrow \gamma\Lambda$  for  $\Lambda_c^+ \rightarrow \Lambda\pi^+\pi^-e^+\nu_e$ , and  $\Lambda_c^+ \rightarrow pK_S^0\eta$  with  $\eta \rightarrow \pi^+\pi^-\pi^0$  or  $\eta \rightarrow \gamma e^+e^-$  for  $\Lambda_c^+ \rightarrow pK_S^0\pi^-e^+\nu_e$ . In these events, the charged pions misidentified with positrons and the electromagnetic showers due to  $\pi^0/\gamma$  are not detected. To suppress this category of background,  $\cos\theta_{p_{\text{miss}},\gamma}$  is required to be less than 0.82(0.90) for

**Table 2**

The total number of observed events  $N^{\text{obs}}$  in the signal region, the average efficiency  $\varepsilon^{\text{sig}}$ , the number of events in the SB region  $N_{\text{bkg1}}^{\text{SB}}$ , the number of  $\text{bkg2}$  events estimated by MC simulation  $N_{\text{bkg2}}^{\text{MC}}$ , the corresponding statistical uncertainty  $\sigma_{\text{bkg2}}^{\text{MC}}$  for  $\Lambda_c^+ \rightarrow \Lambda\pi^+\pi^-e^+\nu_e$  and  $\Lambda_c^+ \rightarrow pK_S^0\pi^-e^+\nu_e$  and the upper limit on the DT signal yield  $N^{\text{DT}}$  at the 90% confidence level. The uncertainties are statistical.

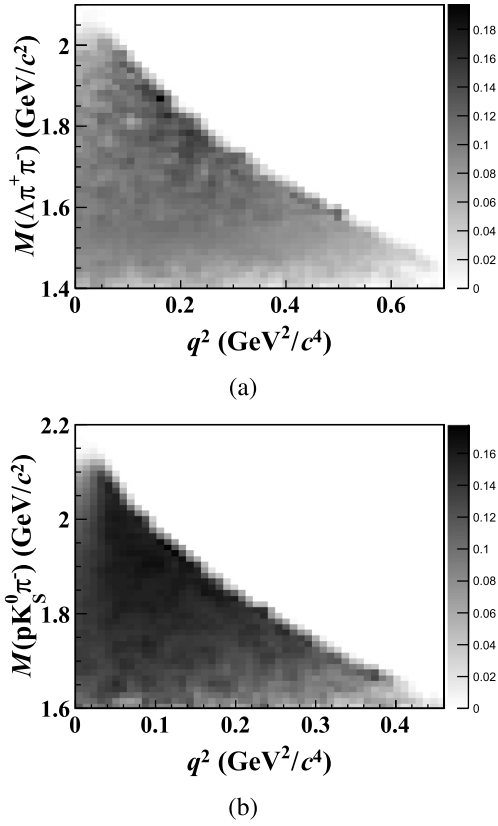
Decay mode	$N^{\text{obs}}$	$\varepsilon^{\text{sig}}$ (%)	$N_{\text{bkg1}}^{\text{SB}}$	$N_{\text{bkg2}}^{\text{MC}} \pm \sigma_{\text{bkg2}}^{\text{MC}}$	$N^{\text{DT}}$
$\Lambda_c^+ \rightarrow \Lambda\pi^+\pi^-e^+\nu_e$	3	$9.69 \pm 0.03$	9	$4.8 \pm 0.4$	2.9
$\Lambda_c^+ \rightarrow pK_S^0\pi^-e^+\nu_e$	2	$13.58 \pm 0.02$	0	$2.2 \pm 0.3$	3.8



**Fig. 1.** The  $U_{\text{miss}}$  distributions of candidates for (a)  $\Lambda\pi^+\pi^-e^+\nu_e$  and (b)  $pK_S^0\pi^-e^+\nu_e$ , where the black points with error bars denote data, the violet hatched histogram the  $\Lambda_c^+$  decay background, the orange solid histogram the non- $\Lambda_c^+$  decay background and the red hollow histogram the signal MC sample, which is scaled to the measured upper limit on the signal yield at 90% confidence level. The region between two arrows indicates the signal region.

$\Lambda_c^+ \rightarrow \Lambda\pi^+\pi^-e^+\nu_e$  ( $\Lambda_c^+ \rightarrow pK_S^0\pi^-e^+\nu_e$ ), where  $\theta_{p_{\text{miss}},\gamma}$  is the opening angle between the missing momentum  $P_{\text{miss}}$  and the most energetic shower. After applying these requirements, which have been optimized through the Punzi FOM, the level of background is greatly suppressed. The resulting  $U_{\text{miss}}$  distributions of candidates in data and MC samples are shown in Fig. 1, where no significant excess over the expected backgrounds is observed. The total number of observed events,  $N^{\text{obs}}$ , is counted in the  $U_{\text{miss}}$  signal region and listed in Table 2. The average efficiencies  $\varepsilon_{\Lambda\pi\pi}^{\text{sig}}$  and  $\varepsilon_{pK_S^0\pi}^{\text{sig}}$  are determined to be  $(9.69 \pm 0.03)\%$  and  $(13.58 \pm 0.02)\%$ , respectively, where the uncertainties are statistical. The two dimensional efficiency maps of  $M(\Lambda\pi^+\pi^-)$  or  $M(pK_S^0\pi^-)$  versus  $q^2$  are shown in Fig. 2, where  $q^2 = (p_e + p_{\nu_e})^2$ .

The backgrounds can be separated into two categories: events with a wrong ST candidate denoted as  $\text{bkg1}$  which is dominantly from non- $\Lambda_c$  decay process, and events with a correct ST but wrong signal candidate denoted as  $\text{bkg2}$  which is dominantly from  $\Lambda_c$  decay process. The size of the  $\text{bkg1}$  component can be esti-



**Fig. 2.** The two dimensional efficiency maps for (a)  $\Lambda\pi^+\pi^-e^+\nu_e$  and (b)  $pK_S^0\pi^-e^+\nu_e$  of  $M(\Lambda\pi^+\pi^-)$  or  $M(pK_S^0\pi^-)$  versus  $q^2$ . In order to show the model independent efficiency map, for  $\Lambda\pi^+\pi^-e^+\nu_e$ , PHSP signal MC samples mixed with different  $\Lambda^*$  states are used here.

mated with the surviving events in the ST sideband (SB) region of  $M_{BC}^{\text{tag}}$ , which is defined as  $(2.25, 2.27)\text{ GeV}/c^2$ . The corresponding number of  $bkg1$  events,  $N_{bkg1}$ , is estimated from the number of events in the SB region ( $N_{bkg1}^{\text{SB}}$ ) normalized by a scale factor  $r$ , which is the ratio of the integrated numbers of background events in the signal region and SB region. The scale factor  $r$  is found to be  $1.533 \pm 0.004$ , where the uncertainty is statistical only. The number of events in the SB region,  $N_{bkg1}^{\text{SB}}$ , is expected to follow a Poisson ( $\mathcal{P}$ ) distribution with central value of  $N_{bkg1} \times \frac{1}{r}$ . The size of the  $bkg2$  component can be estimated with the inclusive  $\Lambda_c^+\bar{\Lambda}_c^-$  MC sample by subtracting the wrong ST events, and the corresponding number of events,  $N_{bkg2}$ , is expected to follow a Gaussian function ( $\mathcal{G}$ ), with central value  $N_{bkg2}^{\text{MC}}$  and standard deviation  $\sigma_{bkg2}^{\text{MC}}$ . The relevant numbers are summarized in Table 2.

#### 4. Systematic uncertainties

With the DT technique, the systematic uncertainties in the BF measurements due to the detection and reconstruction of the ST  $\bar{\Lambda}_c^-$  baryons mostly cancel out. For the signal side, the signal yield,  $N_{\text{sig}}$ , which is  $N_{\Lambda\pi\pi}^{\text{DT}}$  or  $N_{pK_S^0\pi}^{\text{DT}}$ , is calculated by  $N^{\text{obs}} - N_{bkg1} - N_{bkg2}$ , where  $N^{\text{obs}}$  is the total number of observed events obtained from counting, without any uncertainty assigned,  $N_{bkg1}$  and  $N_{bkg2}$  are the numbers of  $bkg1$  and  $bkg2$  events, the statistical uncertainties of which are assigned assuming Poisson and Gaussian distributions, respectively. All sources of systematic uncertainties are summarized in Table 3 and discussed below. It should be noted that the systematic uncertainties due to the  $M_{\Lambda\pi^+\pi^-e(\pi)^+}$  or  $M_{pK_S^0\pi^-e(\pi)^+}$  requirement are negligible.

**Table 3**

Relative systematic uncertainties for the measurements of the BFs of  $\Lambda_c^+ \rightarrow \Lambda\pi^+\pi^-e^+\nu_e$  and  $\Lambda_c^+ \rightarrow pK_S^0\pi^-e^+\nu_e$ . The total systematic uncertainty is the sum in quadrature of the individual components. “—” indicates the cases where there is no uncertainty.

Source	$\mathcal{B}_{\Lambda\pi\pi}$ (%)	$\mathcal{B}_{pK_S^0\pi}$ (%)
MC sample size	0.3	0.2
Number of ST $\bar{\Lambda}_c^-$	0.4	0.4
$\mathcal{B}^{\text{inter}}$	0.8	0.1
$p$ tracking	—	0.4
$p$ PID	—	0.2
$\pi$ tracking	2.6	0.4
$\pi$ PID	0.7	0.3
$e$ tracking	0.5	0.1
$e$ PID	2.8	3.6
$\Lambda$ reconstruction	2.2	—
$K_S^0$ reconstruction	—	3.2
$\cos\theta_{e,\pi}$ requirement	1.5	1.5
$\cos\theta_{p,\text{miss},\gamma}$ requirement	0.1	0.1
FSR recovery	0.2	0.2
Signal model	2.2	5.6
Total	5.2	7.5

(I) *MC sample size.* The statistical uncertainties arising from the MC are propagated as systematic uncertainties, which are 0.3% and 0.2% for  $\mathcal{B}_{\Lambda\pi\pi}$  and  $\mathcal{B}_{pK_S^0\pi}$ , respectively.

(II) *Number of ST  $\bar{\Lambda}_c^-$ .* The statistical uncertainty on the number of ST  $\bar{\Lambda}_c^-$ , 0.4%, is considered as a systematic uncertainty.

(III)  *$\mathcal{B}^{\text{inter}}$ .* The uncertainties on the known BFs of  $\mathcal{B}_{\Lambda\pi\pi}^{\text{inter}}$  and  $\mathcal{B}_{pK_S^0\pi}^{\text{inter}}$  are 0.8% and 0.1% for  $\mathcal{B}_{\Lambda\pi\pi}$  and  $\mathcal{B}_{pK_S^0\pi}$ , respectively.

(IV)  *$p$  tracking/PID.* The proton (anti-proton) tracking/PID efficiency is studied with a  $J/\psi \rightarrow p\bar{p}\pi^+\pi^-$  control sample. The detection efficiency of  $\Lambda_c^+ \rightarrow pK_S^0\pi^-e^+\nu_e$  is recalculated after re-weighting the signal MC sample on an event-by-event basis according to the momentum- and polar angle-dependent efficiency differences between data and MC simulation. The relative differences between the baseline and corrected efficiencies, 0.4% and 0.2%, are taken as the systematic uncertainties due to  $p$  tracking and PID efficiencies for  $\mathcal{B}_{pK_S^0\pi}$ , respectively. The systematic uncertainties due to  $p$  tracking and PID efficiencies for  $\mathcal{B}_{\Lambda\pi\pi}$  are included in the  $\Lambda$  reconstruction, as described below.

(V)  *$\pi$  tracking/PID.* The charged pion tracking/PID efficiency is also studied with the  $J/\psi \rightarrow p\bar{p}\pi^+\pi^-$  control sample. The detection efficiencies of  $\Lambda_c^+ \rightarrow \Lambda\pi^+\pi^-e^+\nu_e$  and  $\Lambda_c^+ \rightarrow pK_S^0\pi^-e^+\nu_e$  are re-weighted in the same way as in the  $p$  tracking study. The resultant data-MC differences are assigned as the systematic uncertainties, which are 2.6% and 0.4% in  $\pi$  tracking, and 0.7% and 0.3% in  $\pi$  PID for  $\mathcal{B}_{\Lambda\pi\pi}$  and  $\mathcal{B}_{pK_S^0\pi}$ , respectively.

(VI)  *$e$  tracking.* The positron tracking efficiency is studied with a  $e^+e^- \rightarrow \gamma e^+e^-$  control sample. The detection efficiencies of  $\Lambda_c^+ \rightarrow \Lambda\pi^+\pi^-e^+\nu_e$  and  $\Lambda_c^+ \rightarrow pK_S^0\pi^-e^+\nu_e$  are re-weighted in the same way as in the  $p$  tracking study. The resultant data-MC differences, 0.5% and 0.1%, are assigned as the systematic uncertainties for  $\mathcal{B}_{\Lambda\pi\pi}$  and  $\mathcal{B}_{pK_S^0\pi}$ , respectively.

(VII)  *$e$  PID.* The positron PID efficiency with the requirement of  $\mathcal{L}(e) > 0.001$  and  $\mathcal{L}(e)/(\mathcal{L}(e) + \mathcal{L}(\pi) + \mathcal{L}(K)) > 0.99(0.98)$  is studied with control samples of  $e^+e^- \rightarrow \gamma e^+e^-$  and  $D^0 \rightarrow \bar{K}^0\pi^-e^+\nu_e$  decays. The differences in the acceptance efficiencies between data and MC simulation are assigned as the corresponding systematic uncertainties, which are 2.8% and 3.6% for  $\mathcal{B}_{\Lambda\pi\pi}$  and  $\mathcal{B}_{pK_S^0\pi}$ , respectively.

(VIII)  *$\Lambda$  reconstruction.* The  $\Lambda$  reconstruction efficiency is studied by using the control samples of  $J/\psi \rightarrow \Lambda pK^-$  and  $J/\psi \rightarrow \Lambda\bar{\Lambda}$  decays. Using the same procedure as in the  $p$  tracking study, the systematic uncertainty due to  $\Lambda$  reconstruction is assigned to be 2.2% for  $\mathcal{B}_{\Lambda\pi\pi}$ .

(IX)  $K_S^0$  reconstruction. The  $K_S^0$  reconstruction efficiency of the selections  $0.490 < M_{\pi^+\pi^-} < 0.504 \text{ GeV}/c^2$  and  $L/\sigma_L > 0$  is studied by using control samples of  $J/\psi \rightarrow K^*(892)^\mp K^\pm$ ,  $K^*(892)^\mp \rightarrow K_S^0 \pi^\mp$ ,  $J/\psi \rightarrow \phi K_S^0 K^\pm \pi^\mp$  and  $D^0 \rightarrow \bar{K}^0 \pi^- e^+ \nu_e$  decays. The difference in the acceptance efficiencies between data and MC simulation is assigned as the corresponding systematic uncertainty, which is 3.2% for  $\mathcal{B}_{pK_S^0 \pi}$ .

(X)  $\cos\theta_{e,\pi}$  requirement/ $\cos\theta_{p_{\text{miss},\gamma}}$  requirement/FSR recovery. The systematic uncertainties due to the  $\cos\theta_{e,\pi}$  requirement,  $\cos\theta_{p_{\text{miss},\gamma}}$  requirement and FSR recovery are assigned to be 1.5%, 0.1%, and 0.2% for the two signal modes, respectively, from measuring the differences in the acceptance efficiencies between data and MC simulation with the control sample of  $D^0 \rightarrow \bar{K}^0 \pi^- e^+ \nu_e$  decays.

(XI) *Signal model*. To evaluate the systematic uncertainty due to signal model, additional  $\Lambda^*$  resonance contributions are considered. For the two signal modes, MC events of  $\Lambda_c^+ \rightarrow \Lambda(1820)/\Lambda(1890)e^+ \nu_e$  are generated in both the PHSP model and the HQET model [9]. The contribution from the transition through the  $\Lambda(1600)$  is also considered for  $\Lambda_c^+ \rightarrow \Lambda \pi^+ \pi^- e^+ \nu_e$ . The largest changes in the detection efficiencies are assigned as the associated systematic uncertainties, which are 2.2% and 5.6% for  $\mathcal{B}_{\Lambda\pi\pi}$  and  $\mathcal{B}_{pK_S^0 \pi}$ , respectively.

## 5. BF upper limits

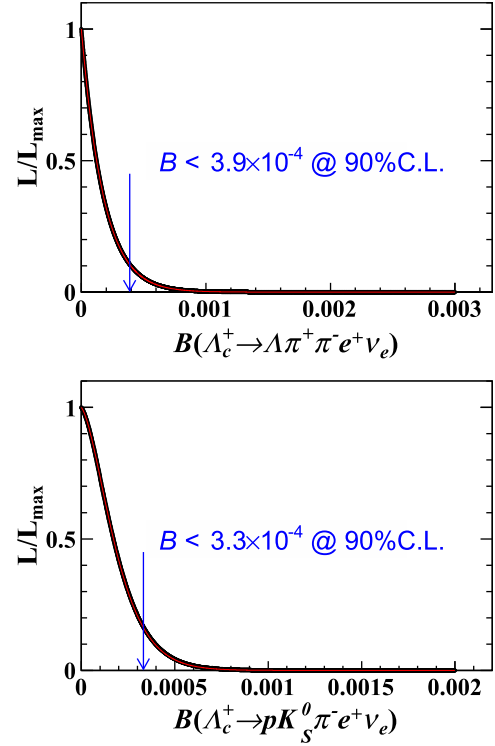
To calculate the upper limits on the BFs of the signal decays, we use a maximum likelihood estimator extended from the profile likelihood method [37]. According to Eq. (1), the effective signal yield is defined to be  $N^{\text{eff}}$  which follows a Gaussian distribution with mean  $\mathcal{B}^{\text{inter}} \cdot N^{\text{ST}} \cdot \varepsilon^{\text{sig}}$ , and width  $\mathcal{B}^{\text{inter}} \cdot N^{\text{ST}} \cdot \varepsilon^{\text{sig}} \cdot \sigma$ , where  $\sigma$  is the relative uncertainty of  $N^{\text{eff}}$  including both statistical and systematic components. From error propagation it follows that  $\sigma$  is equal to the relative systematic uncertainty of  $\mathcal{B}$ , as given in Table 3. Therefore, the joint likelihood is

$$\begin{aligned} \mathcal{L} = & \mathcal{P}(N^{\text{obs}} | N^{\text{eff}} \cdot \mathcal{B} + N_{\text{bkg1}} + N_{\text{bkg2}}) \\ & \cdot \mathcal{G}(N^{\text{eff}} | \mathcal{B}^{\text{inter}} \cdot N^{\text{ST}} \cdot \varepsilon^{\text{sig}}, \mathcal{B}^{\text{inter}} \cdot N^{\text{ST}} \cdot \varepsilon^{\text{sig}} \cdot \sigma) \\ & \cdot \mathcal{P}(N_{\text{bkg1}}^{\text{SB}} | N_{\text{bkg1}} / r) \\ & \cdot \mathcal{G}(N_{\text{bkg2}} | N_{\text{bkg2}}^{\text{MC}}, \sigma_{\text{bkg2}}^{\text{MC}}). \end{aligned} \quad (2)$$

Based on the Bayesian statistics,  $\mathcal{B}$  is priorly assumed to be the uniform distribution, and the likelihood  $\mathcal{L}$  maximized by the variation of the other parameters  $N^{\text{eff}}$ ,  $N_{\text{bkg1}}$  and  $N_{\text{bkg2}}$ , is the posterior probability of  $\mathcal{B}$ . By scanning  $\mathcal{B}$ , the likelihood distribution as a function of  $\mathcal{B}$  is obtained.

The resultant distributions of likelihoods plotted as a function of the individual BFs of  $\Lambda_c^+ \rightarrow \Lambda \pi^+ \pi^- e^+ \nu_e$  and  $\Lambda_c^+ \rightarrow p K_S^0 \pi^- e^+ \nu_e$  are shown in Fig. 3. The upper limits on the signal BFs at the 90% confidence level (CL) are estimated by integrating the likelihood curves in the physical region of  $\mathcal{B} \geq 0$  [38]. The upper limits on the BFs of  $\Lambda_c^+ \rightarrow \Lambda \pi^+ \pi^- e^+ \nu_e$  and  $\Lambda_c^+ \rightarrow p K_S^0 \pi^- e^+ \nu_e$  are determined to be  $3.9 \times 10^{-4}$  and  $3.3 \times 10^{-4}$ , respectively, and the related upper limit on the DT signal yield is listed in Table 2.

Assuming that all the  $\Lambda\pi\pi$  combinations come from  $\Lambda_c^+ \rightarrow \Lambda(1520)e^+ \nu_e$ , which is expected to be the dominant decay, the upper limit of  $\mathcal{B}(\Lambda_c^+ \rightarrow \Lambda(1520)e^+ \nu_e)$  is determined to be  $4.3 \times 10^{-3}$  at 90% CL after considering  $\mathcal{B}(\Lambda(1520) \rightarrow \Lambda \pi^+ \pi^-) = (10 \pm 1)\%$  [28]. Assuming that all the  $\Lambda\pi\pi$  combinations come from  $\Lambda_c^+ \rightarrow \Lambda(1600)e^+ \nu_e$ , the upper limit of  $\mathcal{B}(\Lambda_c^+ \rightarrow \Lambda(1600)e^+ \nu_e)$  is determined to be  $9.0 \times 10^{-3}$  at 90% CL after taking into account  $\mathcal{B}(\Lambda(1600) \rightarrow \Sigma(1385)\pi) = (9 \pm 4)\%$  and  $\mathcal{B}(\Sigma(1385) \rightarrow \Lambda\pi) = (87.5 \pm 1.5)\%$  [28]. Our result is consistent with  $\mathcal{B}(\Lambda_c^+ \rightarrow$



**Fig. 3.** Normalized likelihood distribution as a function of the signal BFs. The black curve denotes the nominal fit result including systematic uncertainty, the red curve denotes the fit result without incorporating the systematic uncertainties and the arrows point to the positions of the upper limits at the 90% CL. The two curves are totally overlapping.

$\Lambda(1520)e^+ \nu_e) = (1.02 \pm 0.52_{\text{stat.}} \pm 0.11_{\text{syst.}}) \times 10^{-3}$ , as measured via  $\Lambda(1520) \rightarrow p K^-$  by BESIII [7].

## 6. Summary

In summary, based on  $4.5 \text{ fb}^{-1}$  of  $e^+e^-$  annihilation data collected in the CMS energy region between 4.600 GeV and 4.699 GeV by the BESIII detector at the BEPCII, we search for the SL decays  $\Lambda_c^+ \rightarrow \Lambda \pi^+ \pi^- e^+ \nu_e$  and  $\Lambda_c^+ \rightarrow p K_S^0 \pi^- e^+ \nu_e$ . No significant signal is observed in data. Therefore, the upper limits on the BFs of these two decays are set to be  $\mathcal{B}(\Lambda_c^+ \rightarrow \Lambda \pi^+ \pi^- e^+ \nu_e) < 3.9 \times 10^{-4}$  and  $\mathcal{B}(\Lambda_c^+ \rightarrow p K_S^0 \pi^- e^+ \nu_e) < 3.3 \times 10^{-4}$  at 90% CL. Assuming that all the  $\Lambda\pi\pi$  combinations come from  $\Lambda(1520)$  or  $\Lambda(1600)$ , the BF upper limits are determined to be  $\mathcal{B}(\Lambda_c^+ \rightarrow \Lambda(1520)e^+ \nu_e) < 4.3 \times 10^{-3}$  and  $\mathcal{B}(\Lambda_c^+ \rightarrow \Lambda(1600)e^+ \nu_e) < 9.0 \times 10^{-3}$  at 90% CL. Due to the limitation of statistics, our results are consistent with all theoretical calculations listed in Table 1. The result on  $\mathcal{B}(\Lambda_c^+ \rightarrow \Lambda(1520)e^+ \nu_e)$  is also consistent with that measured via  $\Lambda(1520) \rightarrow p K^-$  in Ref. [7]. This result helps to constrain the theoretical calculations of the BFs and form factors of  $\Lambda \rightarrow \Lambda^* e^+ \nu_e$ . The larger data samples that will be collected at BESIII in future [39,40] will allow the sensitivity to these decays to be further improved, and provide a deeper understanding of charmed baryon decays.

## Declaration of competing interest

The authors declare that they have no known competing financial interests or personal relationships that could have appeared to influence the work reported in this paper.



## Data availability

The authors do not have permission to share data.

## Acknowledgements

The BESIII Collaboration thanks the staff of BEPCII and the IHEP computing center for their strong support. This work is supported in part by National Key R&D Program of China under Contracts Nos. 2020YFA0406400, 2020YFA0406300; National Natural Science Foundation of China (NSFC) under Contracts Nos. 11635010, 11675275, 11735014, 11835012, 11935015, 11935016, 11935018, 11961141012, 12022510, 12025502, 12035009, 12035013, 12061131003, 12175321, 12192260, 12192261, 12192262, 12192263, 12192264, 12192265, 12221005; the Chinese Academy of Sciences (CAS) Large-Scale Scientific Facility Program; the CAS Center for Excellence in Particle Physics (CCEPP); Joint Large-Scale Scientific Facility Funds of the NSFC and CAS under Contract No. U1832207, U1932101; State Key Laboratory of Nuclear Physics and Technology, PKU under Grant No. NPT2020KFY04; CAS Key Research Program of Frontier Sciences under Contracts Nos. QYZDJ-SSW-SLH003, QYZDJ-SSW-SLH040; 100 Talents Program of CAS; The Institute of Nuclear and Particle Physics (INPAC) and Shanghai Key Laboratory for Particle Physics and Cosmology; ERC under Contract No. 758462; European Union's Horizon 2020 research and innovation programme under Marie Skłodowska-Curie grant agreement under Contract No. 894790; German Research Foundation DFG under Contracts Nos. 443159800, 455635585, Collaborative Research Center CRC 1044, FOR5327, GRK 2149; Istituto Nazionale di Fisica Nucleare, Italy; Ministry of Development of Turkey under Contract No. DPT2006K-120470; National Research Foundation of Korea under Contract No. NRF-2022R1A2C1092335; National Science and Technology fund; National Science Research and Innovation Fund (NSRF) via the Program Management Unit for Human Resources & Institutional Development, Research and Innovation under Contract No. B16F640076; Polish National Science Centre under Contract No. 2019/35/O/ST2/02907; Suranaree University of Technology (SUT), Thailand Science Research and Innovation (TSRI), and National Science Research and Innovation Fund (NSRF) under Contract No. 160355; The Royal Society, UK under Contract No. DH160214; The Swedish Research Council; U.S. Department of Energy under Contract No. DE-FG02-05ER41374.

## References

- [1] M. Kobayashi, T. Maskawa, *Prog. Theor. Phys.* 49 (1973) 652.
- [2] D.M. Asner, et al., *Int. J. Mod. Phys. A* 24 (2009), S1-794.
- [3] M. Ablikim, et al., BESIII Collaboration, *Phys. Rev. Lett.* 129 (2022) 231803.
- [4] S. Meinel, *Phys. Rev. Lett.* 118 (2017) 082001.
- [5] M. Ablikim, et al., BESIII Collaboration, *Phys. Rev. Lett.* 121 (2018) 251801.
- [6] M. Gronau, J.L. Rosner, C.G. Wohl, *Phys. Rev. D* 97 (2018) 116015.
- [7] M. Ablikim, et al., BESIII Collaboration, *Phys. Rev. D* 106 (2022) 112010.
- [8] M. Pervin, W. Roberts, S. Capstick, *Phys. Rev. C* 72 (2005) 035201.
- [9] M.M. Hussain, W. Roberts, *Phys. Rev. D* 95 (2017) 053005; *Phys. Rev. D* 95 (2017) 099901.
- [10] Y.S. Li, X. Liu, F.S. Yu, *Phys. Rev. D* 104 (2021) 013005.
- [11] S. Meinel, G. Rendon, *Phys. Rev. D* 105 (2022) L051505.
- [12] M. Ablikim, et al., BESIII Collaboration, *Chin. Phys. C* 39 (2015) 093001.
- [13] M. Ablikim, et al., BESIII Collaboration, *Chin. Phys. C* 40 (2016) 063001.
- [14] M. Ablikim, et al., BESIII Collaboration, *Chin. Phys. C* 46 (2022) 113002.
- [15] M. Ablikim, et al., BESIII Collaboration, *Chin. Phys. C* 46 (2022) 113003.
- [16] M. Ablikim, et al., BESIII Collaboration, *Nucl. Instrum. Methods A* 614 (2020) 345.
- [17] C.H. Yu, et al., in: *Proceedings of IPAC2016, Busan, Korea, 2016*.
- [18] K.X. Huang, et al., *Nucl. Sci. Tech.* 33 (2022) 142.
- [19] X. Li, et al., *Radiat. Detect. Technol. Methods* 1 (2017) 13;
- [20] Y.X. Guo, S.S. Sun, F.F. An, et al., *Radiat. Detect. Technol. Methods* 1 (2017) 15;
- [21] P. Cao, H.F. Chen, M.M. Chen, H.L. Dai, Y.K. Heng, X.L. Ji, X.S. Jiang, C. Li, X. Li, S.B. Liu, et al., *Nucl. Instrum. Methods A* 953 (2020) 163053.
- [22] S. Agostinelli, et al., GEANT4 Collaboration, *Nucl. Instrum. Methods A* 506 (2003) 250.
- [23] Z.Y. You, Y.T. Liang, Y.J. Mao, *Chin. Phys. C* 32 (2008) 572.
- [24] Y.T. Liang, B. Zhu, Z.Y. You, K. Liu, H.X. Ye, G.M. Xu, S.G. Wang, W.D. Li, H.M. Liu, Z.P. Mao, et al., *Nucl. Instrum. Methods A* 603 (2009) 325.
- [25] S. Jadach, B.F.L. Ward, Z. Was, *Phys. Rev. D* 63 (2001) 113009.
- [26] E. Richter-Was, *Phys. Lett. B* 303 (1993) 163.
- [27] S. Jadach, B.F.L. Ward, Z. Was, *Comput. Phys. Commun.* 130 (2000) 260.
- [28] D.J. Lange, *Nucl. Instrum. Methods A* 462 (2001) 152.
- [29] R.G. Ping, *Chin. Phys. C* 32 (2008) 599.
- [30] R.L. Workman, et al., Particle Data Group, *PTEP* 2022 (2022) 083C01.
- [31] J.C. Chen, G.S. Huang, X.R. Qi, D.H. Zhang, Y.S. Zhu, *Phys. Rev. D* 62 (2000) 034003.
- [32] R.L. Yang, R.G. Ping, H. Chen, *Chin. Phys. Lett.* 31 (2014) 061301.
- [33] H. Chen, R.G. Ping, *Phys. Rev. D* 99 (2019) 114027.
- [34] R.M. Baltrusaitis, et al., MARK-III Collaboration, *Phys. Rev. Lett.* 56 (1986) 2140.
- [35] M. Ablikim, et al., BESIII Collaboration, *Chin. Phys. C* 47 (2023) 023001.
- [36] R.G. Ping, et al., *Int. J. Mod. Phys. A* 24 (2009) 23.
- [37] G. Punzi, eConf C030908 (2003) MODT002.
- [38] X. Zhou, S. Du, G. Li, C. Shen, *Comput. Phys. Commun.* 258 (2021) 107540.
- [39] W.A. Rolke, A.M. Lopez, J. Conrad, *Nucl. Instrum. Methods A* 551 (2005) 493.
- [40] X.X. Liu, X.R. Lü, Y.S. Zhu, *Chin. Phys. C* 39 (2015) 103001.
- [41] M. Ablikim, et al., BESIII Collaboration, *Chin. Phys. C* 44 (2020) 040001.
- [42] H.B. Li, X.R. Lyu, *Nat. Sci. Rev.* 8 (2021) nwab181.